

सं. 8 : चेक समाशोधन आंकड़े

(संख्या लाख में और राशि करोड़ रुपए में)

| वर्ष / माह | कुल | | कुल एमआईसीआर* केंद्र | | कुल गैर एमआईसीआर** केंद्र | | भारि. बैंक के कुल केंद्र | | भारि. बैंक केंद्र*** | | | | | |
|---------------------------|-----------------|----------------------|-------------------------|----------------------|------------------------------|--------------------|-----------------------------|--------------------|----------------------|-------------------|--------------|-------------------|-------------|-----------------|
| | | | | | | | | | अहमदाबाद | | बेंगलूर | | भोपाल | |
| 1 | 2 = (3+4) | | 3 = (5+22) | | 4 | | 5 | | 6 | | 7 | | 8 | |
| | संख्या | राशि | संख्या | राशि | संख्या | राशि | संख्या | राशि | संख्या | राशि | संख्या | राशि | संख्या | राशि |
| 2001-02 | 9,015.0 | 1,25,75,254.0 | 5,377.0 | 1,09,47,391.0 | 3,638.0 | 16,27,863.0 | 5,377.0 | 1,09,47,391.0 | 414.0 | 2,07,524.0 | 445.0 | 2,69,346.0 | - | - |
| 2002-03 | 10,139.0 | 1,34,24,313.0 | 5,980.0 | 1,09,78,762.0 | 4,159.0 | 24,45,551.0 | 5,980.0 | 1,09,78,762.0 | 434.0 | 2,25,060.0 | 485.0 | 3,07,577.0 | - | - |
| 2003-04 | 10,228.0 | 1,15,95,960.0 | 6,241.0 | 91,78,751.0 | 3,987.0 | 24,17,209.0 | 6,241.0 | 91,78,751.0 | 473.0 | 2,80,649.0 | 547.0 | 3,75,885.0 | - | - |
| 2004-05 | 11,668.5 | 1,04,58,894.9 | 9,414.6 | 93,56,252.2 | 2,253.9 | 11,02,642.7 | 7,384.8 | 84,93,320.7 | 525.5 | 3,52,696.6 | 601.6 | 4,77,810.1 | 59.3 | 47,188.1 |
| 2005-06 | 12,867.6 | 1,13,29,133.5 | 10,318.4 | 94,74,370.8 | 2,549.2 | 18,54,762.8 | 7,942.4 | 81,94,976.7 | 603.7 | 4,06,598.7 | 656.1 | 4,98,344.5 | 71.9 | 32,181.0 |
| 2006-07 | 13,672.8 | 1,20,42,425.7 | 11,441.0 | 1,04,35,436.1 | 2,231.8 | 16,06,989.5 | 8,309.9 | 85,99,494.3 | 594.4 | 4,29,955.8 | 702.5 | 5,58,675.6 | 71.7 | 52,224.6 |
| 2007-08 | 14,605.6 | 1,33,96,065.9 | 12,229.6 | 1,15,28,690.2 | 2,376.0 | 18,67,375.7 | 8,775.9 | 94,51,748.3 | 647.3 | 5,06,759.2 | 734.5 | 6,32,327.8 | 77.4 | 62,651.9 |
| 2008-09 | 13,973.9 | 1,24,69,134.9 | 11,638.2 | 1,04,08,242.0 | 2,335.7 | 20,60,892.9 | 8,347.2 | 82,97,385.3 | 570.3 | 4,77,112.7 | 687.6 | 5,46,017.8 | 74.5 | 70,837.6 |
| 2009-10 (अ) | 13,792.6 | 1,04,03,988.3 | 11,486.9 | 85,25,563.7 | 2,305.7 | 18,78,424.7 | 8,115.0 | 65,14,167.4 | 588.3 | 4,52,170.4 | 661.9 | 4,57,973.1 | 71.1 | 65,326.2 |
| 2008-09 | | | | | | | | | | | | | | |
| अप्रैल | 1,189.1 | 12,07,897.2 | 990.1 | 9,72,117.8 | 199.0 | 2,35,779.4 | 711.8 | 7,93,764.5 | 48.8 | 42,523.7 | 59.7 | 50,815.7 | 6.2 | 6,141.1 |
| मई | 1,171.4 | 11,05,411.9 | 980.6 | 9,21,997.0 | 190.8 | 1,83,414.8 | 703.2 | 7,43,506.7 | 49.4 | 44,123.5 | 59.2 | 47,445.8 | 6.7 | 5,431.2 |
| जून | 1,125.4 | 10,73,408.2 | 933.8 | 9,11,800.1 | 191.6 | 1,61,608.1 | 671.6 | 7,38,462.2 | 47.6 | 40,484.2 | 57.3 | 47,982.1 | 5.6 | 4,784.8 |
| जुलाई | 1,223.9 | 11,15,084.0 | 1,018.8 | 9,48,393.9 | 205.1 | 1,66,690.1 | 745.2 | 7,82,797.7 | 50.7 | 41,511.1 | 63.5 | 51,084.8 | 6.6 | 6,334.2 |
| अगस्त | 1,144.2 | 10,00,694.3 | 961.0 | 8,62,233.0 | 183.3 | 1,38,461.3 | 687.0 | 6,74,870.0 | 46.8 | 38,179.2 | 57.7 | 45,389.6 | 6.1 | 4,885.8 |
| सितंबर | 1,120.9 | 10,45,407.1 | 938.7 | 9,09,992.5 | 182.1 | 1,35,414.6 | 676.5 | 7,17,759.1 | 44.9 | 38,924.6 | 52.1 | 43,490.3 | 6.3 | 4,969.9 |
| अक्टूबर | 1,247.7 | 10,72,497.2 | 1,049.0 | 9,31,616.6 | 198.7 | 1,40,880.6 | 736.8 | 7,34,950.9 | 55.0 | 41,697.0 | 60.4 | 52,112.4 | 6.7 | 6,034.7 |
| नवंबर | 1,104.3 | 8,96,451.0 | 916.4 | 7,52,536.0 | 188.0 | 1,43,914.9 | 649.5 | 5,93,325.3 | 40.5 | 35,366.3 | 53.9 | 37,748.8 | 5.9 | 5,373.9 |
| दिसंबर | 1,173.4 | 9,36,948.1 | 964.0 | 8,04,450.9 | 209.4 | 1,32,497.1 | 699.1 | 6,40,108.8 | 45.5 | 37,278.9 | 58.0 | 43,832.8 | 6.1 | 6,756.2 |
| जनवरी | 1,138.6 | 9,38,909.5 | 947.5 | 7,64,997.5 | 191.1 | 1,73,912.0 | 678.1 | 5,99,237.5 | 45.5 | 37,052.0 | 55.4 | 41,128.3 | 6.2 | 5,738.4 |
| फरवरी | 1,087.9 | 8,59,981.6 | 901.4 | 7,15,893.1 | 186.6 | 1,44,088.5 | 646.4 | 5,60,954.3 | 42.5 | 33,371.1 | 52.1 | 38,879.2 | 5.7 | 6,105.2 |
| मार्च | 1,247.1 | 12,16,444.9 | 1,037.2 | 9,12,213.5 | 209.9 | 3,04,231.4 | 742.1 | 7,17,648.3 | 53.0 | 46,601.0 | 58.2 | 46,108.1 | 6.5 | 8,282.2 |
| कुल (मार्च, 09 तक) | 13,973.9 | 1,24,69,134.9 | 11,638.2 | 1,04,08,242.0 | 2,335.7 | 20,60,892.9 | 8,347.2 | 82,97,385.3 | 570.3 | 4,77,112.7 | 687.6 | 5,46,017.8 | 74.5 | 70,837.6 |
| 2009-10 | | | | | | | | | | | | | | |
| अप्रैल (अ) | 1,108.9 | 9,37,769.0 | 922.5 | 7,78,434.1 | 186.5 | 1,59,335.0 | 657.2 | 6,08,919.0 | 44.6 | 36,015.6 | 54.8 | 42,179.6 | 5.6 | 5,131.8 |
| मई (अ) | 1,102.3 | 8,51,448.4 | 910.9 | 6,92,706.9 | 191.4 | 1,58,741.5 | 643.2 | 5,32,225.1 | 46.2 | 35,614.5 | 54.4 | 35,229.2 | 5.5 | 4,726.4 |
| जून (अ) | 1,122.4 | 8,58,216.7 | 935.1 | 7,24,654.8 | 187.3 | 1,33,561.9 | 662.1 | 5,56,784.7 | 46.1 | 36,102.4 | 54.0 | 39,237.0 | 5.5 | 5,774.7 |
| जुलाई (अ) | 1,200.9 | 9,00,803.8 | 1,002.7 | 7,60,467.7 | 198.2 | 1,40,336.1 | 711.4 | 5,89,480.4 | 50.1 | 35,569.2 | 59.2 | 42,623.4 | 6.4 | 5,355.0 |
| अगस्त (अ) | 1,115.1 | 8,11,856.3 | 927.7 | 6,86,446.9 | 187.5 | 1,25,409.3 | 671.3 | 5,45,345.9 | 49.8 | 35,295.9 | 54.7 | 37,459.0 | 6.4 | 5,355.0 |
| सितंबर (अ) | 1,089.4 | 8,21,805.6 | 912.0 | 6,85,011.4 | 177.4 | 1,36,794.2 | 634.1 | 5,27,335.8 | 47.4 | 36,866.3 | 50.8 | 35,811.8 | 5.6 | 5,507.3 |
| अक्टूबर (अ) | 1,250.5 | 9,16,009.3 | 1,044.5 | 7,63,886.0 | 206.0 | 1,52,123.3 | 730.2 | 5,88,533.1 | 54.1 | 38,656.5 | 59.6 | 41,451.9 | 6.8 | 6,210.9 |
| नवंबर (अ) | 1,095.3 | 7,45,163.7 | 906.5 | 6,05,263.9 | 188.8 | 1,39,899.8 | 641.2 | 4,53,702.3 | 45.7 | 23,802.2 | 51.5 | 32,738.6 | 5.8 | 4,326.0 |
| दिसंबर (अ) | 1,174.6 | 8,32,195.1 | 973.8 | 6,77,081.6 | 200.8 | 1,55,113.5 | 685.4 | 5,08,183.3 | 49.6 | 38,898.2 | 56.5 | 37,100.2 | 5.3 | 5,218.4 |
| जनवरी (अ) | 1,128.0 | 8,01,727.5 | 940.9 | 6,58,725.6 | 187.1 | 1,43,002.0 | 658.2 | 4,80,122.8 | 47.0 | 38,402.9 | 53.2 | 35,191.4 | 5.8 | 5,224.1 |
| फरवरी (अ) | 1,064.5 | 7,70,257.5 | 891.5 | 6,20,485.6 | 173.1 | 1,49,772.9 | 633.8 | 4,68,747.2 | 48.0 | 41,152.3 | 49.6 | 33,121.9 | 5.3 | 4,572.8 |
| मार्च (अ) | 1,340.5 | 11,56,734.2 | 1,118.8 | 8,72,399.1 | 221.7 | 2,84,335.1 | 787.0 | 6,54,787.7 | 59.6 | 55,794.2 | 63.5 | 45,829.3 | 7.0 | 7,924.0 |
| कुल (मार्च, 10 तक) | 13,792.6 | 1,04,03,988.3 | 11,486.9 | 85,25,563.7 | 2,305.7 | 18,78,424.7 | 8,115.0 | 65,14,167.4 | 588.3 | 4,52,170.4 | 661.9 | 4,57,973.1 | 71.1 | 65,326.2 |

* : एमआईसीआर - चुंबकीय स्याही चिह्न पहचान (माइक्र) - स्वचालित चेक प्रसंस्करण केंद्र।

** : गैर एमआईसीआर - उन समाशोधन गृहों में किए गए समाशोधन, जहाँ एमआईसीआर चेक प्रसंस्करण केंद्र नहीं बनाए गए हैं। प्रसंस्करण को चुंबकीय मीडिया आधारित समाशोधन प्रणाली (एमएमबीसीएस) का प्रयोग करके किया जाता है अथवा मनुअली किया जाता है।

*** : भारिबैंक केंद्र (माइक्र) में सभी केंद्र दर्शाए गए हैं जहाँ भारिबैंक समाशोधन गृह का प्रबंधक है।

सं. 8 : चेक समाशोधन आंकड़े (जारी)

(संख्या लाख में और राशि करोड़ रूप में)

| वर्ष / माह | भारि. बैंक केंद्र*** | | | | | | | | | | | | | |
|--------------------------|----------------------|-----------------|--------------|-------------------|--------------|-------------------|-------------|-----------------|--------------|-------------------|--------------|-------------------|-------------|-----------------|
| | भुवनेश्वर | | चंडीगढ़ | | चेन्नै | | गुवाहाटी | | हैदराबाद | | जयपुर | | कानपुर | |
| 1 | 9 | | 10 | | 11 | | 12 | | 13 | | 14 | | 15 | |
| | संख्या | राशि | संख्या | राशि | संख्या | राशि | संख्या | राशि | संख्या | राशि | संख्या | राशि | संख्या | राशि |
| 2001-02 | 27.0 | 21,625.0 | — | — | 522.0 | 5,00,872.0 | 30.0 | 19,592.0 | 305.0 | 1,82,764.0 | 123.0 | 54,432.0 | 67.0 | 32,369.0 |
| 2002-03 | 33.0 | 26,349.0 | — | — | 557.0 | 5,52,913.0 | 34.0 | 22,436.0 | 337.0 | 2,15,035.0 | 130.0 | 58,202.0 | 73.0 | 34,532.0 |
| 2003-04 | 37.0 | 37,136.0 | — | — | 602.0 | 6,12,158.0 | 37.0 | 27,840.0 | 369.0 | 2,75,503.0 | 148.0 | 70,122.0 | 78.0 | 41,397.0 |
| 2004-05 | 41.8 | 47,252.7 | 112.8 | 1,11,091.8 | 735.1 | 7,59,883.1 | 42.4 | 32,713.9 | 390.2 | 3,01,678.8 | 168.0 | 89,086.6 | 87.1 | 47,225.8 |
| 2005-06 | 48.6 | 53,649.7 | 123.8 | 1,27,037.9 | 813.2 | 6,55,277.9 | 48.2 | 39,660.5 | 416.8 | 3,63,317.1 | 187.4 | 1,13,452.5 | 92.7 | 55,328.7 |
| 2006-07 | 56.2 | 64,833.9 | 140.7 | 1,98,205.1 | 803.5 | 6,92,201.6 | 55.1 | 49,100.5 | 438.9 | 3,95,911.4 | 197.8 | 1,37,784.8 | 96.9 | 64,396.1 |
| 2007-08 | 60.0 | 80,993.5 | 141.4 | 1,61,218.5 | 854.1 | 7,78,853.6 | 59.5 | 55,169.2 | 454.6 | 4,52,498.8 | 219.3 | 1,62,021.8 | 100.0 | 69,885.1 |
| 2008-09 | 57.9 | 88,061.5 | 131.8 | 1,45,451.1 | 832.0 | 8,01,963.7 | 59.7 | 62,085.7 | 447.8 | 4,34,737.4 | 197.6 | 1,50,889.6 | 92.8 | 72,692.4 |
| 2009-10 (अ) | 58.6 | 62,721.5 | 133.7 | 1,40,965.9 | 790.2 | 6,31,101.1 | 63.6 | 58,772.8 | 414.9 | 3,51,392.3 | 199.9 | 1,31,192.6 | 89.6 | 68,011.3 |
| 2008-09 | | | | | | | | | | | | | | |
| अप्रैल | 4.8 | 7,898.6 | 11.1 | 15,341.9 | 70.7 | 72,489.2 | 4.9 | 6,274.0 | 38.4 | 40,598.4 | 16.6 | 13,502.7 | 8.1 | 6,010.4 |
| मई | 4.8 | 8,125.9 | 11.4 | 13,000.7 | 69.6 | 69,582.6 | 5.1 | 5,392.7 | 38.8 | 38,131.8 | 16.6 | 13,568.5 | 8.3 | 6,029.0 |
| जून | 4.5 | 6,632.5 | 10.2 | 11,862.1 | 68.7 | 71,149.3 | 4.6 | 4,930.8 | 37.3 | 38,755.0 | 15.6 | 12,802.2 | 7.1 | 5,740.4 |
| जुलाई | 5.3 | 8,800.5 | 11.4 | 11,275.7 | 75.6 | 78,720.8 | 5.1 | 5,111.4 | 41.1 | 41,507.0 | 17.3 | 13,557.8 | 8.0 | 5,968.0 |
| अगस्त | 4.7 | 6,984.8 | 10.7 | 11,619.5 | 70.3 | 70,375.1 | 4.6 | 4,265.3 | 36.9 | 36,005.4 | 16.0 | 12,053.7 | 7.6 | 5,526.9 |
| सितंबर | 4.9 | 6,957.5 | 10.5 | 13,186.6 | 70.2 | 72,544.8 | 4.8 | 4,809.8 | 37.8 | 36,634.4 | 15.8 | 14,134.9 | 6.4 | 4,998.1 |
| अक्टूबर | 5.3 | 7,253.1 | 11.9 | 13,155.4 | 72.0 | 71,608.6 | 4.9 | 4,905.6 | 38.0 | 36,958.1 | 18.4 | 14,329.4 | 8.7 | 7,371.3 |
| नवंबर | 4.7 | 6,844.5 | 10.7 | 11,879.8 | 63.8 | 61,432.9 | 5.0 | 4,954.1 | 37.1 | 34,102.3 | 15.7 | 11,459.3 | 8.3 | 5,956.9 |
| दिसंबर | 4.9 | 7,605.8 | 11.1 | 10,674.5 | 69.4 | 61,611.0 | 5.2 | 4,780.9 | 35.4 | 32,809.5 | 15.8 | 11,200.5 | 7.4 | 6,203.8 |
| जनवरी | 4.5 | 6,374.5 | 11.1 | 11,166.4 | 64.0 | 57,150.4 | 5.0 | 5,294.0 | 35.0 | 31,278.3 | 16.4 | 11,180.4 | 7.7 | 6,086.7 |
| फरवरी | 4.4 | 6,598.2 | 10.0 | 10,250.6 | 65.4 | 52,115.5 | 4.9 | 4,834.0 | 33.4 | 31,257.2 | 15.1 | 10,078.4 | 6.9 | 5,633.2 |
| मार्च | 5.1 | 7,985.6 | 11.7 | 12,037.9 | 72.4 | 63,183.7 | 5.7 | 6,533.1 | 38.7 | 36,699.8 | 18.2 | 13,021.7 | 8.2 | 7,167.7 |
| कुल (मार्च 09 तक) | 57.9 | 88,061.5 | 131.8 | 1,45,451.1 | 832.0 | 8,01,963.7 | 59.7 | 62,085.7 | 447.8 | 4,34,737.4 | 197.6 | 1,50,889.6 | 92.8 | 72,692.4 |
| 2009-10 | | | | | | | | | | | | | | |
| अप्रैल (अ) | 4.5 | 5,308.6 | 11.5 | 14,123.3 | 64.1 | 63,050.0 | 4.6 | 5,704.3 | 34.6 | 32,461.9 | 16.0 | 11,286.1 | 6.9 | 6,478.5 |
| मई (अ) | 4.5 | 4,607.0 | 10.5 | 12,097.6 | 61.7 | 54,521.9 | 5.1 | 5,035.9 | 33.6 | 27,842.7 | 15.4 | 10,283.0 | 7.7 | 6,668.5 |
| जून (अ) | 4.3 | 5,330.6 | 10.3 | 11,231.1 | 65.7 | 54,603.2 | 5.1 | 4,790.2 | 34.7 | 30,336.9 | 15.6 | 10,714.8 | 7.2 | 6,535.7 |
| जुलाई (अ) | 5.4 | 5,258.2 | 11.4 | 10,576.6 | 71.7 | 60,060.5 | 5.2 | 4,962.7 | 37.3 | 33,317.0 | 17.3 | 10,421.8 | 7.7 | 6,830.0 |
| अगस्त (अ) | 5.0 | 4,682.1 | 10.5 | 10,176.4 | 66.7 | 51,118.9 | 5.3 | 4,342.2 | 33.3 | 27,933.7 | 16.8 | 10,087.0 | 7.6 | 5,121.6 |
| सितंबर (अ) | 4.8 | 4,586.5 | 10.4 | 10,176.9 | 61.7 | 52,474.5 | 5.0 | 4,745.2 | 30.6 | 26,893.9 | 15.7 | 10,052.8 | 6.8 | 4,925.8 |
| अक्टूबर (अ) | 5.5 | 5,285.1 | 12.3 | 13,388.3 | 71.6 | 57,171.6 | 5.9 | 4,641.1 | 38.9 | 31,921.1 | 18.5 | 12,215.8 | 8.5 | 5,581.8 |
| नवंबर (अ) | 4.5 | 4,966.9 | 10.4 | 12,375.3 | 61.2 | 52,212.9 | 5.1 | 3,922.2 | 32.8 | 27,181.2 | 14.9 | 9,023.7 | 7.9 | 4,852.1 |
| दिसंबर (अ) | 5.1 | 5,298.1 | 11.8 | 12,174.4 | 66.0 | 53,928.2 | 5.8 | 4,682.9 | 35.1 | 27,209.9 | 16.9 | 11,074.3 | 7.3 | 5,241.5 |
| जनवरी (अ) | 4.6 | 5,099.1 | 10.3 | 10,357.5 | 61.0 | 41,672.9 | 5.0 | 4,514.7 | 33.3 | 28,450.4 | 16.6 | 10,976.5 | 7.0 | 5,376.2 |
| फरवरी (अ) | 4.7 | 5,548.9 | 11.5 | 10,276.7 | 62.3 | 39,576.6 | 5.3 | 4,728.8 | 31.6 | 24,444.0 | 16.4 | 11,066.3 | 6.6 | 4,506.2 |
| मार्च (अ) | 5.7 | 6,750.5 | 12.9 | 14,011.7 | 76.5 | 50,709.9 | 6.2 | 6,702.7 | 39.3 | 33,399.6 | 19.8 | 13,990.5 | 8.2 | 5,893.6 |
| कुल (मार्च 10 तक) | 58.6 | 62,721.5 | 133.7 | 1,40,965.9 | 790.2 | 6,31,101.1 | 63.6 | 58,772.8 | 414.9 | 3,51,392.3 | 199.9 | 1,31,192.6 | 89.6 | 68,011.3 |

सं. 8 : चेक समाशोधन आंकड़े (जारी)

(संख्या लाख में और राशि करोड़ रुपए में)

| वर्ष / माह | भा.रि. बैंक केंद्र*** | | | | | | | | | | | |
|--------------------------|-----------------------|-------------------|----------------|--------------------|--------------|-------------------|----------------|--------------------|-------------|-----------------|--------------|-----------------|
| | कोलकाता | | मुंबई | | नागपुर | | नई दिल्ली | | पटना | | तिरुवनंतपुरम | |
| 1 | 16 | | 17 | | 18 | | 19 | | 20 | | 21 | |
| | संख्या | राशि | संख्या | राशि | संख्या | राशि | संख्या | राशि | संख्या | राशि | संख्या | राशि |
| 2001-02 | 523.0 | 3,73,131.0 | 1,679.0 | 82,17,816.0 | 102.0 | 41,151.0 | 1,079.0 | 9,90,315.0 | 27.0 | 17,421.0 | 34.0 | 19,032.0 |
| 2002-03 | 531.0 | 4,19,164.0 | 2,019.0 | 76,94,748.0 | 109.0 | 46,924.0 | 1,164.0 | 13,19,625.0 | 37.0 | 19,506.0 | 37.0 | 36,691.0 |
| 2003-04 | 470.0 | 4,65,308.0 | 2,162.0 | 55,11,293.0 | 120.0 | 56,330.0 | 1,107.0 | 13,54,677.0 | 50.0 | 26,739.0 | 41.0 | 43,714.0 |
| 2004-05 | 599.9 | 5,60,659.9 | 2,304.1 | 37,53,670.3 | 124.4 | 63,495.1 | 1,479.3 | 17,73,610.1 | 65.0 | 30,861.7 | 48.2 | 44,396.1 |
| 2005-06 | 642.4 | 6,58,639.7 | 2,391.9 | 33,42,829.4 | 134.8 | 75,772.3 | 1,597.2 | 16,97,583.2 | 59.2 | 36,819.8 | 54.6 | 38,484.0 |
| 2006-07 | 684.2 | 6,82,358.0 | 2,518.3 | 33,19,090.1 | 145.6 | 92,546.6 | 1,690.9 | 17,73,548.3 | 56.8 | 47,968.8 | 56.2 | 40,693.0 |
| 2007-08 | 730.5 | 7,78,304.3 | 2,651.6 | 36,85,407.3 | 151.3 | 1,06,351.7 | 1,775.7 | 18,00,975.6 | 62.6 | 61,006.5 | 56.0 | 57,323.4 |
| 2008-09 | 692.3 | 7,53,067.8 | 2,512.7 | 27,99,764.9 | 146.2 | 1,06,246.5 | 1,726.9 | 16,64,709.4 | 62.0 | 67,977.2 | 55.0 | 55,769.9 |
| 2009-10 (अ) | 678.9 | 6,58,229.3 | 2,482.2 | 19,39,326.9 | 141.2 | 90,252.2 | 1,624.6 | 12,98,999.7 | 63.2 | 64,423.6 | 53.0 | 43,308.5 |
| 2008-09 | | | | | | | | | | | | |
| अप्रैल | 57.9 | 67,101.2 | 215.7 | 2,83,396.5 | 12.4 | 9,090.9 | 146.9 | 1,61,140.8 | 5.0 | 5,581.2 | 4.7 | 5,858.2 |
| मई | 58.3 | 64,139.9 | 206.7 | 2,65,785.6 | 12.4 | 9,361.1 | 146.2 | 1,43,245.2 | 5.1 | 5,105.0 | 4.7 | 5,038.1 |
| जून | 53.1 | 64,292.9 | 201.7 | 2,64,352.0 | 11.5 | 9,176.0 | 137.8 | 1,45,474.3 | 4.6 | 5,939.4 | 4.4 | 4,104.2 |
| जुलाई | 61.9 | 70,511.5 | 221.9 | 2,75,708.5 | 12.7 | 9,900.2 | 153.8 | 1,52,336.3 | 5.3 | 5,540.7 | 4.9 | 4,929.1 |
| अगस्त | 56.7 | 61,340.9 | 209.1 | 2,28,975.1 | 11.8 | 8,125.4 | 138.5 | 1,32,723.4 | 4.9 | 4,566.5 | 4.5 | 3,853.2 |
| सितंबर | 59.5 | 66,626.1 | 201.0 | 2,46,840.5 | 11.3 | 8,364.3 | 141.5 | 1,46,688.8 | 5.2 | 4,539.5 | 4.3 | 4,048.7 |
| अक्टूबर | 55.4 | 52,842.5 | 223.5 | 2,54,526.8 | 13.2 | 9,625.6 | 152.4 | 1,49,637.9 | 5.9 | 6,788.9 | 5.0 | 6,103.7 |
| नवंबर | 56.0 | 55,757.8 | 194.2 | 1,90,205.0 | 11.8 | 7,845.1 | 132.2 | 1,15,444.6 | 5.0 | 5,122.5 | 4.6 | 3,831.4 |
| दिसंबर | 57.5 | 61,904.2 | 214.4 | 2,07,613.3 | 12.2 | 8,255.4 | 146.2 | 1,30,249.6 | 5.3 | 5,432.2 | 4.6 | 3,900.1 |
| जनवरी | 54.9 | 56,491.2 | 205.3 | 1,91,938.8 | 12.3 | 8,204.8 | 145.2 | 1,20,465.4 | 5.1 | 5,344.5 | 4.6 | 4,343.6 |
| फरवरी | 56.2 | 56,321.9 | 195.2 | 1,71,979.0 | 11.4 | 8,103.0 | 134.2 | 1,16,729.6 | 4.9 | 4,921.4 | 4.1 | 3,776.7 |
| मार्च | 64.8 | 75,737.5 | 224.0 | 2,18,443.9 | 13.2 | 10,194.7 | 152.0 | 1,50,573.3 | 5.6 | 9,095.2 | 4.7 | 5,982.9 |
| कुल (मार्च 09 तक) | 692.3 | 7,53,067.8 | 2,512.7 | 27,99,764.9 | 146.2 | 1,06,246.5 | 1,726.9 | 16,64,709.4 | 62.0 | 67,977.2 | 55.0 | 55,769.9 |
| 2009-10 | | | | | | | | | | | | |
| अप्रैल (अ) | 54.6 | 59,580.7 | 198.3 | 1,86,379.5 | 11.6 | 8,391.5 | 136.2 | 1,22,837.9 | 4.9 | 5,936.5 | 4.2 | 4,053.4 |
| मई (अ) | 51.6 | 48,641.7 | 194.5 | 1,64,609.0 | 11.3 | 7,241.1 | 132.1 | 1,07,565.6 | 4.7 | 4,388.7 | 4.2 | 3,152.3 |
| जून (अ) | 55.4 | 52,890.9 | 206.2 | 1,70,059.4 | 11.3 | 7,770.9 | 131.3 | 1,11,993.3 | 5.0 | 5,250.5 | 4.5 | 4,163.0 |
| जुलाई (अ) | 57.8 | 56,100.5 | 214.5 | 1,86,871.2 | 12.2 | 8,357.6 | 144.9 | 1,13,810.1 | 5.5 | 5,342.2 | 4.7 | 4,024.2 |
| अगस्त (अ) | 56.9 | 51,771.9 | 205.3 | 1,86,392.4 | 11.1 | 7,152.2 | 132.1 | 99,454.4 | 5.1 | 4,767.8 | 4.7 | 4,235.3 |
| सितंबर (अ) | 52.8 | 51,425.9 | 196.1 | 1,73,285.5 | 10.9 | 7,388.9 | 126.5 | 95,083.7 | 5.2 | 4,974.1 | 3.7 | 3,136.7 |
| अक्टूबर (अ) | 59.8 | 52,062.5 | 218.5 | 1,91,283.4 | 12.7 | 8,241.8 | 147.3 | 1,11,068.6 | 5.4 | 5,569.0 | 4.9 | 3,783.8 |
| नवंबर (अ) | 54.0 | 48,556.8 | 200.3 | 1,21,056.0 | 11.2 | 6,931.4 | 126.3 | 93,648.1 | 5.2 | 5,285.5 | 4.2 | 2,823.5 |
| दिसंबर (अ) | 57.8 | 54,578.4 | 209.5 | 1,33,465.1 | 12.4 | 7,347.7 | 136.3 | 1,03,186.1 | 5.6 | 5,317.6 | 4.4 | 3,462.4 |
| जनवरी (अ) | 53.4 | 49,815.1 | 206.6 | 1,29,988.0 | 11.7 | 6,679.7 | 133.0 | 1,00,010.2 | 5.2 | 4,849.8 | 4.3 | 3,514.4 |
| फरवरी (अ) | 55.4 | 51,799.3 | 192.5 | 1,25,510.0 | 10.9 | 6,396.7 | 124.4 | 98,259.2 | 5.4 | 5,091.5 | 3.9 | 2,696.2 |
| मार्च (अ) | 69.4 | 81,005.7 | 239.9 | 1,70,427.3 | 13.9 | 8,352.6 | 154.1 | 1,42,082.5 | 6.0 | 7,650.5 | 5.1 | 4,263.3 |
| कुल (मार्च 10 तक) | 678.9 | 6,58,229.3 | 2,482.2 | 19,39,326.9 | 141.2 | 90,252.2 | 1,624.6 | 12,98,999.7 | 63.2 | 64,423.6 | 53.0 | 43,308.5 |

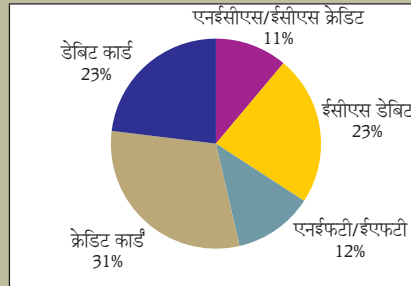
\$: चेक छिन्नन प्रणाली (सीटीएस) फरवरी 2008 से एनसीआर में लागू की गई तथा जुलाई 2009 से चेक समाशोधन का पूरा कार्य सीटीएस में अंतरित कर दिया गया है।

सं. 8 : चेक समाशोधन आंकड़े (समाप्त)

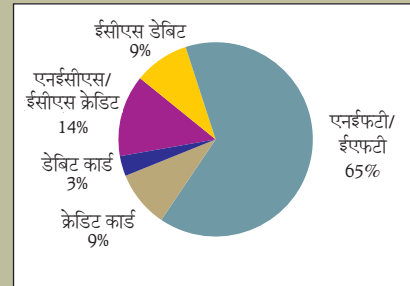
(संख्या लाख में और राशि करोड़ रुपए में)

| वर्ष / माह | अन्य माइक्रो केंद्र | |
|--------------------------|---------------------|--------------------|
| | संख्या | राशि |
| 1 | 22 | |
| 2001-02 | — | — |
| 2002-03 | — | — |
| 2003-04 | — | — |
| 2004-05 | 2,029.8 | 8,62,931.5 |
| 2005-06 | 2,375.9 | 12,79,394.1 |
| 2006-07 | 3,131.1 | 18,35,941.8 |
| 2007-08 | 3,453.7 | 20,76,941.9 |
| 2008-09 | 3,291.0 | 21,10,856.7 |
| 2009-10 (अ) | 3,371.9 | 20,11,396.2 |
| 2008-09 | | |
| अप्रैल | 278.2 | 1,78,353.3 |
| मई | 277.4 | 1,78,490.3 |
| जून | 262.2 | 1,73,337.9 |
| जुलाई | 273.5 | 1,65,596.2 |
| अगस्त | 274.0 | 1,87,363.0 |
| सितंबर | 262.3 | 1,92,233.3 |
| अक्टूबर | 312.2 | 1,96,665.7 |
| नवंबर | 266.9 | 1,59,210.7 |
| दिसंबर | 264.9 | 1,64,342.2 |
| जनवरी | 269.3 | 1,65,760.0 |
| फरवरी | 255.0 | 1,54,938.8 |
| मार्च | 295.1 | 1,94,565.2 |
| कुल (मार्च 09 तक) | 3,291.0 | 21,10,856.7 |
| 2009-10 | | |
| अप्रैल (अ) | 265.3 | 1,69,515.0 |
| मई (अ) | 267.7 | 1,60,481.8 |
| जून (अ) | 273.0 | 1,67,870.2 |
| जुलाई (अ) | 291.3 | 1,70,987.3 |
| अगस्त (अ) | 256.4 | 1,41,101.1 |
| सितंबर (अ) | 278.0 | 1,57,675.7 |
| अक्टूबर (अ) | 314.3 | 1,75,352.9 |
| नवंबर (अ) | 265.3 | 1,51,561.6 |
| दिसंबर (अ) | 288.4 | 1,68,898.2 |
| जनवरी (अ) | 282.8 | 1,78,602.7 |
| फरवरी (अ) | 257.7 | 1,51,738.5 |
| मार्च (अ) | 331.8 | 2,17,611.4 |
| कुल (मार्च 10 तक) | 3,371.9 | 20,11,396.2 |

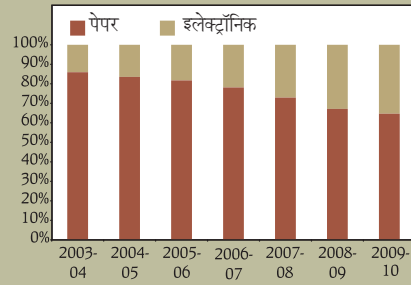
खुदरा इलेक्ट्रॉनिक लेनदेन - मार्च 10 में मात्रा प्रतिशत में



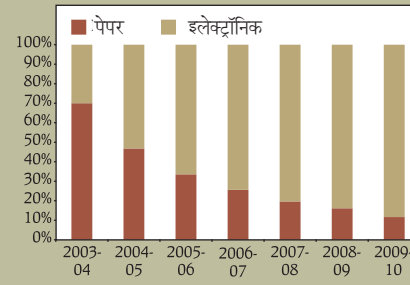
खुदरा इलेक्ट्रॉनिक लेनदेन - मार्च 10 में मूल्य प्रतिशत में



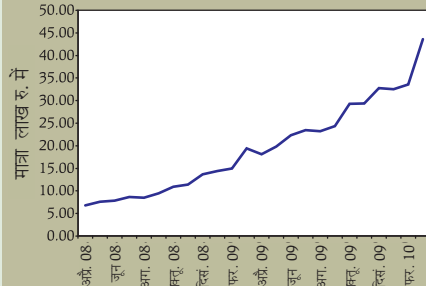
कुल मात्रा में इलेक्ट्रॉनिक लेनदेनों का प्रतिनिधित्व



कुल मूल्य में इलेक्ट्रॉनिक लेनदेनों का प्रतिनिधित्व



आरटीजीएस मात्रा में वृद्धि



आरटीजीएस मूल्य में वृद्धि

