

सं. 8 : चेक समाशोधन आंकड़े

(संख्या लाख में और राशि करोड़ रूपए में)

| वर्ष / माह | कुल | | कुल एमआईसीआर* केंद्र | | कुल गैर एमआईसीआर** केंद्र | | कुल भारिबैं के केंद्र | | भारिबैं केंद्र*** | | | | | |
|----------------------------|-----------------|----------------------|-------------------------|----------------------|------------------------------|--------------------|--------------------------|--------------------|-------------------|-------------------|--------------|-------------------|-------------|-----------------|
| | | | | | | | | | अहमदाबाद | | बंगलूर | | भोपाल | |
| 1 | 2 = (3+4) | | 3 = (5+22) | | 4 | | 5 | | 6 | | 7 | | 8 | |
| | संख्या | राशि | संख्या | राशि | संख्या | राशि | संख्या | राशि | संख्या | राशि | संख्या | राशि | संख्या | राशि |
| 2001-02 | 9,015.0 | 1,25,75,254.0 | 5,377.0 | 1,09,47,391.0 | 3,638.0 | 16,27,863.0 | 5,377.0 | 1,09,47,391.0 | 414.0 | 2,07,524.0 | 445.0 | 2,69,346.0 | - | - |
| 2002-03 | 10,139.0 | 1,34,24,313.0 | 5,980.0 | 1,09,78,762.0 | 4,159.0 | 24,45,551.0 | 5,980.0 | 1,09,78,762.0 | 434.0 | 2,25,060.0 | 485.0 | 3,07,577.0 | - | - |
| 2003-04 | 10,228.0 | 1,15,95,960.0 | 6,241.0 | 91,78,751.0 | 3,987.0 | 24,17,209.0 | 6,241.0 | 91,78,751.0 | 473.0 | 2,80,649.0 | 547.0 | 3,75,885.0 | - | - |
| 2004-05 | 11,668.5 | 1,04,58,894.9 | 9,414.6 | 93,56,252.2 | 2,253.9 | 11,02,642.7 | 7,384.8 | 84,93,320.7 | 525.5 | 3,52,696.6 | 601.6 | 4,77,810.1 | 59.3 | 47,188.1 |
| 2005-06 | 12,867.6 | 1,13,29,133.5 | 10,318.4 | 94,74,370.8 | 2,549.2 | 18,54,762.8 | 7,942.4 | 81,94,976.7 | 603.7 | 4,06,598.7 | 656.1 | 4,98,344.5 | 71.9 | 32,181.0 |
| 2006-07 | 13,672.8 | 1,20,42,425.7 | 11,441.0 | 1,04,35,436.1 | 2,231.8 | 16,06,989.5 | 8,309.9 | 85,99,494.3 | 594.4 | 4,29,955.8 | 702.5 | 5,58,675.6 | 71.7 | 52,224.6 |
| 2007-08 | 14,605.6 | 1,33,96,065.9 | 12,229.6 | 1,15,28,690.2 | 2,376.0 | 18,67,375.7 | 8,775.9 | 94,51,748.3 | 647.3 | 5,06,759.2 | 734.5 | 6,32,327.8 | 77.4 | 62,651.9 |
| 2008-09 (अ) | 13,959.1 | 1,24,61,201.7 | 11,623.4 | 1,04,00,308.7 | 2,335.7 | 20,60,892.9 | 8,332.4 | 82,89,452.1 | 570.3 | 4,77,112.7 | 687.6 | 5,46,017.8 | 74.5 | 70,837.6 |
| 2008-09 (अ) | | | | | | | | | | | | | | |
| अप्रैल | 1,189.1 | 12,07,897.2 | 990.1 | 9,72,117.8 | 199.0 | 2,35,779.4 | 711.8 | 7,93,764.5 | 48.8 | 42,523.7 | 59.7 | 50,815.7 | 6.2 | 6,141.1 |
| मई | 1,156.6 | 10,97,478.6 | 965.8 | 9,14,063.8 | 190.8 | 1,83,414.8 | 688.4 | 7,35,573.5 | 49.4 | 44,123.5 | 59.2 | 47,445.8 | 6.7 | 5,431.2 |
| जून | 1,125.4 | 10,73,408.2 | 933.8 | 9,11,800.1 | 191.6 | 1,61,608.1 | 671.6 | 7,38,462.2 | 47.6 | 40,484.2 | 57.3 | 47,982.1 | 5.6 | 4,784.8 |
| जुलाई | 1,223.9 | 11,15,084.0 | 1,018.8 | 9,48,393.9 | 205.1 | 1,66,690.1 | 745.2 | 7,82,797.7 | 50.7 | 41,511.1 | 63.5 | 51,084.8 | 6.6 | 6,334.2 |
| अगस्त | 1,144.2 | 10,00,694.3 | 961.0 | 8,62,233.0 | 183.3 | 1,38,461.3 | 687.0 | 6,74,870.0 | 46.8 | 38,179.2 | 57.7 | 45,389.6 | 6.1 | 4,885.8 |
| सितंबर | 1,120.9 | 10,45,407.1 | 938.7 | 9,09,992.5 | 182.1 | 1,35,414.6 | 676.5 | 7,17,759.1 | 44.9 | 38,924.6 | 52.1 | 43,490.3 | 6.3 | 4,969.9 |
| अक्टूबर | 1,247.7 | 10,72,497.2 | 1,049.0 | 9,31,616.6 | 198.7 | 1,40,880.6 | 736.8 | 7,34,950.9 | 55.0 | 41,697.0 | 60.4 | 52,112.4 | 6.7 | 6,034.7 |
| नवंबर | 1,104.3 | 8,96,451.0 | 916.4 | 7,52,536.0 | 188.0 | 1,43,914.9 | 649.5 | 5,93,325.3 | 40.5 | 35,366.3 | 53.9 | 37,748.8 | 5.9 | 5,373.9 |
| दिसंबर | 1,173.4 | 9,36,948.1 | 964.0 | 8,04,450.9 | 209.4 | 1,32,497.1 | 699.1 | 6,40,108.8 | 45.5 | 37,278.9 | 58.0 | 43,832.8 | 6.1 | 6,756.2 |
| जनवरी | 1,138.6 | 9,38,909.5 | 947.5 | 7,64,997.5 | 191.1 | 1,73,912.0 | 678.1 | 5,99,237.5 | 45.5 | 37,052.0 | 55.4 | 41,128.3 | 6.2 | 5,738.4 |
| फरवरी | 1,087.9 | 8,59,981.6 | 901.4 | 7,15,893.1 | 186.6 | 1,44,088.5 | 646.4 | 5,60,954.3 | 42.5 | 33,371.1 | 52.1 | 38,879.2 | 5.7 | 6,105.2 |
| मार्च | 1,247.1 | 12,16,444.9 | 1,037.2 | 9,12,213.5 | 209.9 | 3,04,231.4 | 742.1 | 7,17,648.3 | 53.0 | 46,601.0 | 58.2 | 46,108.1 | 6.5 | 8,282.2 |
| कुल (मार्च, 09 तक) | 13,959.1 | 1,24,61,201.7 | 11,623.4 | 1,04,00,308.7 | 2,335.7 | 20,60,892.9 | 8,332.4 | 82,89,452.1 | 570.3 | 4,77,112.7 | 687.6 | 5,46,017.8 | 74.5 | 70,837.6 |
| 2009-10 | | | | | | | | | | | | | | |
| अप्रैल (अ) | 1,108.9 | 9,37,769.0 | 922.5 | 7,78,434.1 | 186.5 | 1,59,335.0 | 657.2 | 6,08,919.0 | 44.6 | 36,015.6 | 54.8 | 4,21,79.6 | 5.6 | 5,131.8 |
| मई (अ) | 1,102.3 | 8,51,448.4 | 910.9 | 6,92,706.9 | 191.4 | 1,58,741.5 | 643.2 | 5,32,225.1 | 46.2 | 35,614.5 | 54.4 | 3,52,29.2 | 5.5 | 4,726.4 |
| जून (अ) | 1,122.4 | 8,58,216.7 | 935.1 | 7,24,654.8 | 187.3 | 1,33,561.9 | 662.1 | 5,56,784.7 | 46.1 | 36,102.4 | 54.0 | 3,92,37.0 | 5.5 | 5,774.7 |
| जुलाई (अ) | 1,200.9 | 9,00,803.8 | 1,002.7 | 7,60,467.7 | 198.2 | 1,40,336.1 | 711.4 | 5,89,480.4 | 50.1 | 35,569.2 | 59.2 | 4,26,23.4 | 6.4 | 5,355.0 |
| अगस्त (अ) | 1,115.1 | 8,11,856.3 | 927.7 | 6,86,446.9 | 187.5 | 1,25,409.3 | 671.3 | 5,45,345.9 | 49.8 | 35,295.9 | 54.7 | 3,74,59.0 | 6.4 | 5,355.0 |
| सितंबर (अ) | 1,089.4 | 8,21,805.6 | 912.0 | 6,85,011.4 | 177.4 | 1,36,794.2 | 634.1 | 5,27,335.8 | 47.4 | 36,866.3 | 50.8 | 3,58,11.8 | 5.6 | 5,507.3 |
| अक्टूबर (अ) | 1,250.5 | 9,16,009.3 | 1,044.5 | 7,63,886.0 | 206.0 | 1,52,123.3 | 730.2 | 5,88,533.1 | 54.1 | 38,656.5 | 59.6 | 4,14,51.9 | 6.8 | 6,210.9 |
| नवंबर (अ) | 1,095.3 | 7,45,163.7 | 906.5 | 6,05,263.9 | 188.8 | 1,39,899.8 | 641.2 | 4,53,702.3 | 45.7 | 23,802.2 | 51.5 | 3,27,38.6 | 5.8 | 4,326.0 |
| कुल (नवंबर, 09 तक) | 9,084.9 | 68,43,072.9 | 7,561.9 | 56,96,871.8 | 1,523.0 | 11,46,201.1 | 5,350.7 | 44,02,326.3 | 384.1 | 2,77,922.9 | 439.2 | 30,67,30.4 | 47.6 | 42,387.0 |

* : एमआईसीआर - चुंबकीय स्याही चिह्न पहचान (माइकर) - स्वचालित चेक प्रसंस्करण केंद्र।

** : गैर एमआईसीआर - उन समाशोधन गृहों में किए गए समाशोधन, जहाँ एमआईसीआर चेक प्रसंस्करण केंद्र नहीं बनाए गए हैं। प्रसंस्करण को चुंबकीय मीडिया आधारित समाशोधन प्रणाली (एमएमबीसीएस) का प्रयोग करके किया जाता है अथवा मनुअली किया जाता है।

*** : भारिबैं केंद्र (माइकर) में सभी केंद्र दर्शाए गए हैं जहां भारिबैं समाशोधन गृह का प्रबंधक है।

सं. 8 : चेक समाशोधन आंकड़े (जारी)

(संख्या लाख में और राशि करोड़ रूप में)

| वर्ष / माह | भारिबैं केंद्र*** | | | | | | | | | | | | | |
|--------------------------|-------------------|-----------------|--------------|-------------------|--------------|-------------------|-------------|-----------------|--------------|-------------------|--------------|-------------------|-------------|-----------------|
| | भुवनेश्वर | | चंडीगढ़ | | चेन्नै | | गुवाहाटी | | हैदराबाद | | जयपुर | | कानपुर | |
| 1 | 9 | | 10 | | 11 | | 12 | | 13 | | 14 | | 15 | |
| | संख्या | राशि | संख्या | राशि | संख्या | राशि | संख्या | राशि | संख्या | राशि | संख्या | राशि | संख्या | राशि |
| 2001-02 | 27.0 | 21,625.0 | — | — | 522.0 | 5,00,872.0 | 30.0 | 19,592.0 | 305.0 | 1,82,764.0 | 123.0 | 54,432.0 | 67.0 | 32,369.0 |
| 2002-03 | 33.0 | 26,349.0 | — | — | 557.0 | 5,52,913.0 | 34.0 | 22,436.0 | 337.0 | 2,15,035.0 | 130.0 | 58,202.0 | 73.0 | 34,532.0 |
| 2003-04 | 37.0 | 37,136.0 | — | — | 602.0 | 6,12,158.0 | 37.0 | 27,840.0 | 369.0 | 2,75,503.0 | 148.0 | 70,122.0 | 78.0 | 41,397.0 |
| 2004-05 | 41.8 | 47,252.7 | 112.8 | 1,11,091.8 | 735.1 | 7,59,883.1 | 42.4 | 32,713.9 | 390.2 | 3,01,678.8 | 168.0 | 89,086.6 | 87.1 | 47,225.8 |
| 2005-06 | 48.6 | 53,649.7 | 123.8 | 1,27,037.9 | 813.2 | 6,55,277.9 | 48.2 | 39,660.5 | 416.8 | 3,63,317.1 | 187.4 | 1,13,452.5 | 92.7 | 55,328.7 |
| 2006-07 | 56.2 | 64,833.9 | 140.7 | 1,98,205.1 | 803.5 | 6,92,201.6 | 55.1 | 49,100.5 | 438.9 | 3,95,911.4 | 197.8 | 1,37,784.8 | 96.9 | 64,396.1 |
| 2007-08 | 60.0 | 80,993.5 | 141.4 | 1,61,218.5 | 854.1 | 7,78,853.6 | 59.5 | 55,169.2 | 454.6 | 4,52,498.8 | 219.3 | 1,62,021.8 | 100.0 | 69,885.1 |
| 2008-09 (अ) | 57.9 | 88,061.5 | 131.8 | 1,45,451.1 | 832.0 | 8,01,963.7 | 59.7 | 62,085.7 | 447.8 | 4,34,737.4 | 197.6 | 1,50,889.6 | 92.8 | 72,692.4 |
| 2008-09 (अ) | | | | | | | | | | | | | | |
| अप्रैल | 4.8 | 7,898.6 | 11.1 | 15,341.9 | 70.7 | 72,489.2 | 4.9 | 6,274.0 | 38.4 | 40,598.4 | 16.6 | 13,502.7 | 8.1 | 6,010.4 |
| मई | 4.8 | 8,125.9 | 11.4 | 13,000.7 | 69.6 | 69,582.6 | 5.1 | 5,392.7 | 38.8 | 38,131.8 | 16.6 | 13,568.5 | 8.3 | 6,029.0 |
| जून | 4.5 | 6,632.5 | 10.2 | 11,862.1 | 68.7 | 71,149.3 | 4.6 | 4,930.8 | 37.3 | 38,755.0 | 15.6 | 12,802.2 | 7.1 | 5,740.4 |
| जुलाई | 5.3 | 8,800.5 | 11.4 | 11,275.7 | 75.6 | 78,720.8 | 5.1 | 5,111.4 | 41.1 | 41,507.0 | 17.3 | 13,557.8 | 8.0 | 5,968.0 |
| अगस्त | 4.7 | 6,984.8 | 10.7 | 11,619.5 | 70.3 | 70,375.1 | 4.6 | 4,265.3 | 36.9 | 36,005.4 | 16.0 | 12,053.7 | 7.6 | 5,526.9 |
| सितंबर | 4.9 | 6,957.5 | 10.5 | 13,186.6 | 70.2 | 72,544.8 | 4.8 | 4,809.8 | 37.8 | 36,634.4 | 15.8 | 14,134.9 | 6.4 | 4,998.1 |
| अक्टूबर | 5.3 | 7,253.1 | 11.9 | 13,155.4 | 72.0 | 71,608.6 | 4.9 | 4,905.6 | 38.0 | 36,958.1 | 18.4 | 14,329.4 | 8.7 | 7,371.3 |
| नवंबर | 4.7 | 6,844.5 | 10.7 | 11,879.8 | 63.8 | 61,432.9 | 5.0 | 4,954.1 | 37.1 | 34,102.3 | 15.7 | 11,459.3 | 8.3 | 5,956.9 |
| दिसंबर | 4.9 | 7,605.8 | 11.1 | 10,674.5 | 69.4 | 61,611.0 | 5.2 | 4,780.9 | 35.4 | 32,809.5 | 15.8 | 11,200.5 | 7.4 | 6,203.8 |
| जनवरी | 4.5 | 6,374.5 | 11.1 | 11,166.4 | 64.0 | 57,150.4 | 5.0 | 5,294.0 | 35.0 | 31,278.3 | 16.4 | 11,180.4 | 7.7 | 6,086.7 |
| फरवरी | 4.4 | 6,598.2 | 10.0 | 10,250.6 | 65.4 | 52,115.5 | 4.9 | 4,834.0 | 33.4 | 31,257.2 | 15.1 | 10,078.4 | 6.9 | 5,633.2 |
| मार्च | 5.1 | 7,985.6 | 11.7 | 12,037.9 | 72.4 | 63,183.7 | 5.7 | 6,533.1 | 38.7 | 36,099.8 | 18.2 | 13,021.7 | 8.2 | 7,167.7 |
| कुल (मार्च 09 तक) | 57.9 | 88,061.5 | 131.8 | 1,45,451.1 | 832.0 | 8,01,963.7 | 59.7 | 62,085.7 | 447.8 | 4,34,737.4 | 197.6 | 1,50,889.6 | 92.8 | 72,692.4 |
| 2009-10 | | | | | | | | | | | | | | |
| अप्रैल (अ) | 4.5 | 5,308.6 | 11.5 | 14,123.3 | 64.1 | 63,050.0 | 4.6 | 5,704.3 | 34.6 | 32,461.9 | 16.0 | 11,286.1 | 6.9 | 6,478.5 |
| मई (अ) | 4.5 | 4,607.0 | 10.5 | 12,097.6 | 61.7 | 54,521.9 | 5.1 | 5,035.9 | 33.6 | 27,842.7 | 15.4 | 10,283.0 | 7.7 | 6,668.5 |
| जून (अ) | 4.3 | 5,330.6 | 10.3 | 11,231.1 | 65.7 | 54,603.2 | 5.1 | 4,790.2 | 34.7 | 30,336.9 | 15.6 | 10,714.8 | 7.2 | 6,535.7 |
| जुलाई (अ) | 5.4 | 5,258.2 | 11.4 | 10,576.6 | 71.7 | 60,060.5 | 5.2 | 4,962.7 | 37.3 | 33,317.0 | 17.3 | 10,421.8 | 7.7 | 6,830.0 |
| अगस्त(अ) | 5.0 | 4,682.1 | 10.5 | 10,176.4 | 66.7 | 51,118.9 | 5.3 | 4,342.2 | 33.3 | 27,933.7 | 16.8 | 10,087.0 | 7.6 | 5,121.6 |
| सितंबर (अ) | 4.8 | 4,586.5 | 10.4 | 10,176.9 | 61.7 | 52,474.5 | 5.0 | 4,745.2 | 30.6 | 26,893.9 | 15.7 | 10,052.8 | 6.8 | 4,925.8 |
| अक्टूबर (अ) | 5.5 | 5,285.1 | 12.3 | 13,388.3 | 71.6 | 57,171.6 | 5.9 | 4,641.1 | 38.9 | 31,921.1 | 18.5 | 12,215.8 | 8.5 | 5,581.8 |
| नवंबर (अ) | 4.5 | 4,966.9 | 10.4 | 12,375.3 | 61.2 | 52,212.9 | 5.1 | 3,922.2 | 32.8 | 27,181.2 | 14.9 | 9,023.7 | 7.9 | 4,852.1 |
| कुल (नव. 09 तक) | 38.5 | 40,025.0 | 87.2 | 94,145.6 | 524.5 | 4,45,213.5 | 41.4 | 38,143.7 | 275.7 | 2,37,888.4 | 130.2 | 84,085.0 | 60.4 | 46,993.9 |

सं. 8 : चेक समाशोधन आंकड़े (जारी)

(संख्या लाख में और राशि करोड़ रुपए में)

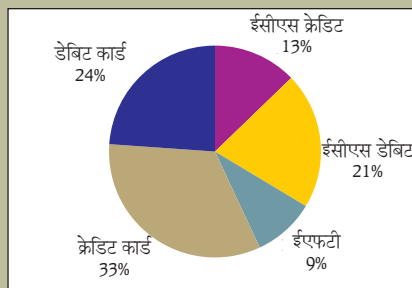
| वर्ष / माह | भारिबैं केंद्र*** | | | | | | | | | | | |
|--------------------------|-------------------|-------------------|----------------|--------------------|--------------|-------------------|----------------|--------------------|-------------|-----------------|--------------|-----------------|
| | कोलकाता | | मुंबई | | नागपुर | | नई दिल्ली | | पटना | | तिरुवनंतपुरम | |
| 1 | 16 | | 17 | | 18 | | 19 | | 20 | | 21 | |
| | संख्या | राशि | संख्या | राशि | संख्या | राशि | संख्या | राशि | संख्या | राशि | संख्या | राशि |
| 2001-02 | 523.0 | 3,73,131.0 | 1,679.0 | 82,17,816.0 | 102.0 | 41,151.0 | 1,079.0 | 9,90,315.0 | 27.0 | 17,421.0 | 34.0 | 19,032.0 |
| 2002-03 | 531.0 | 4,19,164.0 | 2,019.0 | 76,94,748.0 | 109.0 | 46,924.0 | 1,164.0 | 13,19,625.0 | 37.0 | 19,506.0 | 37.0 | 36,691.0 |
| 2003-04 | 470.0 | 4,65,308.0 | 2,162.0 | 55,11,293.0 | 120.0 | 56,330.0 | 1,107.0 | 13,54,677.0 | 50.0 | 26,739.0 | 41.0 | 43,714.0 |
| 2004-05 | 599.9 | 5,60,659.9 | 2,304.1 | 37,53,670.3 | 124.4 | 63,495.1 | 1,479.3 | 17,73,610.1 | 65.0 | 30,861.7 | 48.2 | 44,396.1 |
| 2005-06 | 642.4 | 6,58,639.7 | 2,391.9 | 33,42,829.4 | 134.8 | 75,772.3 | 1,597.2 | 16,97,583.2 | 59.2 | 36,819.8 | 54.6 | 38,484.0 |
| 2006-07 | 684.2 | 6,82,358.0 | 2,518.3 | 33,19,090.1 | 145.6 | 92,546.6 | 1,690.9 | 17,73,548.3 | 56.8 | 47,968.8 | 56.2 | 40,693.0 |
| 2007-08 | 730.5 | 7,78,304.3 | 2,651.6 | 36,85,407.3 | 151.3 | 1,06,351.7 | 1,775.7 | 18,00,975.6 | 62.6 | 61,006.5 | 56.0 | 57,323.4 |
| 2008-09 (अ) | 692.3 | 7,53,067.8 | 2,512.7 | 27,99,764.9 | 146.2 | 1,06,246.5 | 1,726.9 | 16,64,709.4 | 62.0 | 67,977.2 | 55.0 | 55,769.9 |
| 2008-09 (अ) | | | | | | | | | | | | |
| अप्रैल | 57.9 | 67,101.2 | 215.7 | 2,83,396.5 | 12.4 | 9,090.9 | 146.9 | 1,61,140.8 | 5.0 | 5,581.2 | 4.7 | 5,858.2 |
| मई | 58.3 | 64,139.9 | 206.7 | 2,65,785.6 | 12.4 | 9,361.1 | 146.2 | 1,43,245.2 | 5.1 | 5,105.0 | 4.7 | 5,038.1 |
| जून | 53.1 | 64,292.9 | 201.7 | 2,64,352.0 | 11.5 | 9,176.0 | 137.8 | 1,45,474.3 | 4.6 | 5,939.4 | 4.4 | 4,104.2 |
| जुलाई | 61.9 | 70,511.5 | 221.9 | 2,75,708.5 | 12.7 | 9,900.2 | 153.8 | 1,52,336.3 | 5.3 | 5,540.7 | 4.9 | 4,929.1 |
| अगस्त | 56.7 | 61,340.9 | 209.1 | 2,28,975.1 | 11.8 | 8,125.4 | 138.5 | 1,32,723.4 | 4.9 | 4,566.5 | 4.5 | 3,853.2 |
| सितंबर | 59.5 | 66,626.1 | 201.0 | 2,46,840.5 | 11.3 | 8,364.3 | 141.5 | 1,46,688.8 | 5.2 | 4,539.5 | 4.3 | 4,048.7 |
| अक्टूबर | 55.4 | 52,842.5 | 223.5 | 2,54,526.8 | 13.2 | 9,625.6 | 152.4 | 1,49,637.9 | 5.9 | 6,788.9 | 5.0 | 6,103.7 |
| नवंबर | 56.0 | 55,757.8 | 194.2 | 1,90,205.0 | 11.8 | 7,845.1 | 132.2 | 1,15,444.6 | 5.0 | 5,122.5 | 4.6 | 3,831.4 |
| दिसंबर | 57.5 | 61,904.2 | 214.4 | 2,07,613.3 | 12.2 | 8,255.4 | 146.2 | 1,30,249.6 | 5.3 | 5,432.2 | 4.6 | 3,900.1 |
| जनवरी | 54.9 | 56,491.2 | 205.3 | 1,91,938.8 | 12.3 | 8,204.8 | 145.2 | 1,20,465.4 | 5.1 | 5,344.5 | 4.6 | 4,343.6 |
| फरवरी | 56.2 | 56,321.9 | 195.2 | 1,71,979.0 | 11.4 | 8,103.0 | 134.2 | 1,16,729.6 | 4.9 | 4,921.4 | 4.1 | 3,776.7 |
| मार्च | 64.8 | 75,737.5 | 224.0 | 2,18,443.9 | 13.2 | 10,194.7 | 152.0 | 1,50,573.3 | 5.6 | 9,095.2 | 4.7 | 5,982.9 |
| कुल (मार्च 09 तक) | 692.3 | 7,53,067.8 | 2,512.7 | 27,99,764.9 | 146.2 | 1,06,246.5 | 1,726.9 | 16,64,709.4 | 62.0 | 67,977.2 | 55.0 | 55,769.9 |
| 2009-10 | | | | | | | | | | | | |
| अप्रैल (अ) | 54.6 | 59,580.7 | 198.3 | 1,86,379.5 | 11.6 | 8,391.5 | 136.2 | 1,22,837.9 | 4.9 | 5,936.5 | 4.2 | 4,053.4 |
| मई (अ) | 51.6 | 48,641.7 | 194.5 | 1,64,609.0 | 11.3 | 7,241.1 | 132.1 | 1,07,565.6 | 4.7 | 4,388.7 | 4.2 | 3,152.3 |
| जून (अ) | 55.4 | 52,890.9 | 206.2 | 1,70,059.4 | 11.3 | 7,770.9 | 131.3 | 1,11,993.3 | 5.0 | 5,250.5 | 4.5 | 4,163.0 |
| जुलाई (अ) | 57.8 | 56,100.5 | 214.5 | 1,86,871.2 | 12.2 | 8,357.6 | 144.9 | 1,13,810.1 | 5.5 | 5,342.2 | 4.7 | 4,024.2 |
| अगस्त (अ) | 56.9 | 51,771.9 | 205.3 | 1,86,392.4 | 11.1 | 7,152.2 | 132.1 | 99,454.4 | 5.1 | 4,767.8 | 4.7 | 4,235.3 |
| सितंबर (अ) | 52.8 | 51,425.9 | 196.1 | 1,73,285.5 | 10.9 | 7,388.9 | 126.5 | 95,083.7 | 5.2 | 4,974.1 | 3.7 | 3,136.7 |
| अक्टूबर (अ) | 59.8 | 52,062.5 | 218.5 | 1,91,283.4 | 12.7 | 8,241.8 | 147.3 | 1,11,068.6 | 5.4 | 5,569.0 | 4.9 | 3,783.8 |
| नवंबर (अ) | 54.0 | 48,556.8 | 200.3 | 1,21,056.0 | 11.2 | 6,931.4 | 126.3 | 93,648.1 | 5.2 | 5,285.5 | 4.2 | 2,823.5 |
| कुल (नव. 09 तक) | 442.9 | 4,21,030.9 | 1,633.7 | 13,79,936.5 | 92.3 | 61,475.5 | 1076.7 | 8,55,461.7 | 41.1 | 41,514.1 | 35.3 | 29,372.2 |

सं. 8 : चेक समाशोधन आंकड़े (समाप्त)

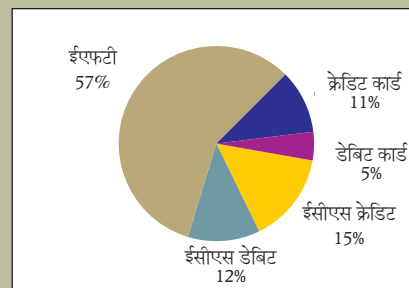
(संख्या लाख में और राशि करोड़ रुपए में)

| वर्ष / माह | अन्य माइक्रो केंद्र | |
|---------------------------|---------------------|--------------------|
| | संख्या | राशि |
| 1 | 22 | |
| 2001-02 | — | — |
| 2002-03 | — | — |
| 2003-04 | — | — |
| 2004-05 | 2,029.8 | 8,62,931.5 |
| 2005-06 | 2,375.9 | 12,79,394.1 |
| 2006-07 | 3,131.1 | 18,35,941.8 |
| 2007-08 | 3,453.7 | 20,76,941.9 |
| 2008-09 (अ) | 3,291.0 | 21,10,856.7 |
| 2008-09 (अ) | | |
| अप्रैल | 278.2 | 1,78,353.3 |
| मई | 277.4 | 1,78,490.3 |
| जून | 262.2 | 1,73,337.9 |
| जुलाई | 273.5 | 1,65,596.2 |
| अगस्त | 274.0 | 1,87,363.0 |
| सितंबर | 262.3 | 1,92,233.3 |
| अक्टूबर | 312.2 | 1,96,665.7 |
| नवंबर | 266.9 | 1,59,210.7 |
| दिसंबर | 264.9 | 1,64,342.2 |
| जनवरी | 269.3 | 1,65,760.0 |
| फरवरी | 255.0 | 1,54,938.8 |
| मार्च | 295.1 | 1,94,565.2 |
| कुल (मार्च 09 तक) | 3,291.0 | 21,10,856.7 |
| 2009-10 | | |
| अप्रैल (अ) | 265.3 | 1,69,515.0 |
| मई (अ) | 267.7 | 1,60,481.8 |
| जून (अ) | 273.0 | 1,67,870.2 |
| जुलाई (अ) | 291.3 | 1,70,987.3 |
| अगस्त (अ) | 256.4 | 1,41,101.1 |
| सितंबर (अ) | 278.0 | 1,57,675.7 |
| अक्टूबर (अ) | 314.3 | 1,75,352.9 |
| नवंबर (अ) | 265.3 | 1,51,561.6 |
| कुल (अक्टू. 09 तक) | 2,211.2 | 12,94,545.5 |

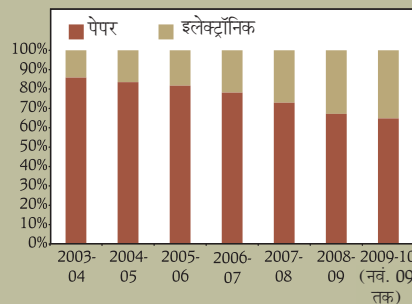
खुदरा इलेक्ट्रॉनिक लेनदेन - मात्रा प्रतिशत में



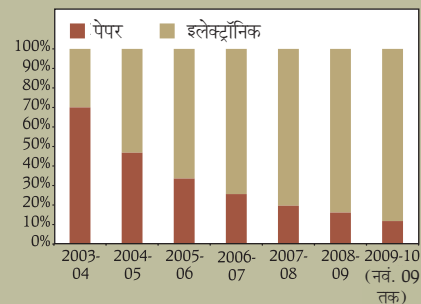
खुदरा इलेक्ट्रॉनिक लेनदेन - मूल्य प्रतिशत में



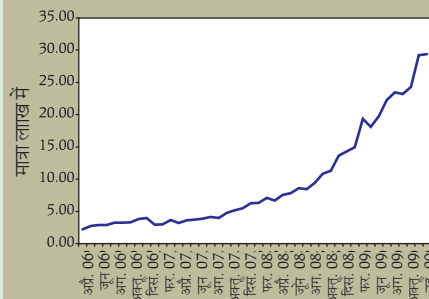
कुल मात्रा में इलेक्ट्रॉनिक लेनदेनों का हिस्सा



कुल मूल्य में इलेक्ट्रॉनिक लेनदेनों का हिस्सा



आरटीजीएस मात्रा में वृद्धि



आरटीजीएस मूल्य में वृद्धि

