



RESERVE BANK OF INDIA SERVICES BOARD

INFORMATION HANDOUT FOR ONLINE RECRUITMENT EXAM

MANAGER (TECHNICAL – CIVIL) IN GRADE ‘B’

1. Scheme of examination:

This examination will consist of tests as under:

Type of paper	No. of Questions	Max. Marks	Duration
Paper-I Objective Type Test Test of professional knowledge / job knowledge	50	100	1 hour
Paper-II Descriptive Type Test Standard of the papers will be that of B.E. Degree	8* (with subsections)	100	3 hours
Total		200	

In Paper-I for every wrong answer marked by the candidate, 1/4 th of the marks assigned to that question will be deducted as penalty.

Paper-I of only such candidates, who appear in both the papers, would be assessed. Question papers for both the papers will be set in Hindi and in English. Answers may be written either in Hindi or English. Candidates may opt for interview in Hindi or English. Paper-II of only such candidates, who score sufficiently high marks in Paper-I, as decided by the Board, would be assessed. The number of candidates to be called for interview will be decided by the Board. Final selection will be on the basis of performance in the Written Examination and interview taken together.

Please note that there will be a break between Paper I and Paper II. Candidates will have to login separately for both.

Paper-I Objective Type Papers: Candidates will have the option to choose questions in Hindi or in English. The option of language is to be chosen in the beginning of the test. However, as required, you will be able to switch/toggle between the two languages, after choosing the option for the language. In objective type Papers all the questions will have multiple choices. Candidates can attempt questions in Paper I during the time allotted for that test only. Out of the five answers to a question only one will be the correct answer. **You have to select the correct answer and ‘mouse click’ that alternative which you feel is correct. The alternative/ option that you have clicked on will be highlighted and will be treated as your answer to that question (after "Save and Next").**

The Scores of Online Examination will be obtained by adopting the following procedure:


- (i) Number of questions answered correctly by a candidate in each objective test is considered for arriving at the Corrected Score after applying penalty for wrong answers.
- (ii) Test wise scores are reported with decimal points upto two digits.


Paper-II Descriptive Type Paper: The questions will be displayed on the computer screen. The answers will be written on separate answer paper provided for this purpose. **Only one question will be displayed at a time.**


Questions in Paper-I and Paper-II will be in the area of specialisation for the respective post.


2. Details of Online Exam Pattern : Operational Instructions


- (1) A login screen will be displayed to the candidate. The candidate has to log in using Login ID and Password which will be printed on the Admission Letter.
- (2) Paper I & Paper II will be available in both English and Hindi Languages.
- (3) The candidate's profile (name, roll no. etc.) will be displayed and the candidate has to confirm the same by clicking on the 'I Confirm' button if the profile is correct. Thereafter the instructions will be displayed on the screen. The candidate should ensure that the profile displayed on the screen is that of himself / herself. In case of any discrepancy, the same may be brought to the notice of the Test Administrator/Invigilator prior to the start of examination.
- (4) All the questions in Paper I will have multiple choices. Out of the 5 answers to a question, only one will be the correct answer. The candidate has to select the correct answer and mouse click that alternative which he/she feels is correct. The alternatives/options that is clicked on will be treated as answer to that question. Answer to any question will be considered for final evaluation only when a **candidate has submitted the answers by clicking on "Save and Next" or "Marked for Review and Next"**.
- (5) A candidate should read the instructions carefully and indicate that he/she has done so by 'checking' the box at the bottom of the screen, after which the 'I am ready to begin' button is activated.
- (6) After clicking on the 'I am ready to begin' button, the actual test time will begin.
- (7) Only one question will be displayed at a time.
- (8) The clock has been set at the server and the countdown timer at the top right corner of the screen will display the time remaining to complete the exam. When the clock runs out the exam ends by default-the candidate is not required to end or submit his exam.
- (9) The Question Palette displayed on the right side of screen will show the status of each question using one of the following symbols:

 You have not visited the question yet.

 You have not answered the question.

 You have answered the question.

 You have NOT answered the question, but have marked the question for review.

 The question(s) "Answered and Marked for Review" will be considered for evaluation.

The Marked for Review status for a question simply indicates that you would like to look at that question again. *If a question is answered and Marked for Review, your answer for that question will be considered in the evaluation.*

- (10) To select a question to answer, you can do one of the following :
 - i. Click on the question number on the question palette at the right of your screen to go to that numbered question directly. Note that using this option does NOT save your answer to the current question.

- ii. Click on Save and Next to save answer to current question and to go to the next question in sequence.
 - iii. Click on Mark for Review and Next to save answer to current question, mark it for review, and to go to the next question in sequence.
- (11) To select your answer to an Objective Question, click on one of the option buttons.
 - (12) To change your answer to an Objective Question, click the other desired option button.
 - (13) To save your answer, you MUST click on Save & Next.
 - (14) To deselect a chosen answer to an Objective Question, click on the chosen option again or click on the Clear Response button.
 - (15) To mark a question for review click on Mark for Review & Next. If an answer is selected for a question that is Marked for Review, the answer will be considered in the final evaluation.
 - (16) To change an answer to an Objective Question, first select the question and then click on the new answer option followed by a click on the Save & Next button.
 - (17) Questions that are saved or marked for review after answering will ONLY be considered for evaluation.
 - (18) After clicking the Save & Next button on the last question for a Section, you will automatically be taken to the first question of the next Section.
 - (19) You can move the mouse cursor over the Section names to view the status of the questions for that Section.
 - (20) The candidates are requested to follow the instructions of the Test Administrator carefully. If a candidate does not follow the instructions / rules, it would be treated as a case of misconduct / adoption of unfair means and such a candidate would be liable for debarment from appearing for examinations for a period as decided by the RBISB.
 - (21) The candidates may ask the Test Administrator about their doubts or questions only before the commencement of the test. No query shall be entertained after the commencement of the examination.
 - (22) After the expiry of time for examination (objective and descriptive), the candidates will not be able to attempt any question or check their answers. On completion of test time, answers of the candidates would be saved automatically by the computer system.
 - (23) You should bring with you a ball point pen. A sheet of paper will be provided which can be used for rough work or taking down the question number you would like to review at the end of the test before submitting your answers. You must necessarily return the sheet of paper provided for rough work to the test administrator before leaving the test premises.
 - (24) Please note :
 - a) Candidates will not be allowed to “finally submit” unless they have exhausted the actual test time of the examination (objective and descriptive).
 - b) Under no circumstances should a candidate click on any of the ‘keyboard keys’ during the objective test once the exam starts as this will lock the Objective Test exam.

3. About the Submission

- (1) Candidates are not permitted to submit their answers before the entire test time is over.
- (2) A candidate can only change his/her answer before submission.
- (3) After the expiry of the exam duration, candidates will not be able to attempt any question or check their answers. A candidate's answers would be automatically saved by the computer system even if he has not clicked the 'Submit' button.

4. General Instructions :

- (1) Please note your Roll Number, Password, date, time and venue address of the examination given in the Admission Letter.

The mere fact that an Admission Letter has been issued to you does not imply that your candidature has been finally cleared by the Board or that the entries made by you in your application for examination have been accepted by the Board as true and correct. It may be noted that the Board will take up the verification of eligible candidates, i.e. age, educational qualification and category (Scheduled Caste/Tribe/OBC/PWBD), etc. with reference to original documents, only at the time of interview of candidates who qualify on the basis of result of the Phase-II examination. You may, therefore, please note that if at any stage, it is found that you do not satisfy the eligibility criteria as given in the advertisement or the information furnished by you in the application is incorrect, your candidature is liable to be cancelled forthwith with such further action as the Board/RBI may like to take. You may please note that the admission letter does not constitute an offer of employment with RBI.

- (2) You may visit the venue one day before the online examination to confirm the location so that you are able to report on time on the day of the examination.
- (3) The Admission Letter should be brought with you to the examination venue along with your recent passport size photograph duly pasted on it. (Preferably the same photograph as was uploaded).
- (4) Please also bring the currently valid photo identity proof in original and a photocopy of the same photo identity proof which you bring in original - **THIS IS ESSENTIAL**. Candidates coming without these documents will not be allowed to take the test. Please hand over the Admission Letter stapled with a photocopy of photo identity proof, to the invigilator. Currently valid stipulated photo identity proof are PAN Card/Passport/Permanent Driving Licence/Voter's Card/Bank Passbook with photograph/Photo Identity proof issued by a Gazetted Officer on official letterhead alongwith photograph/Photo Identity proof issued by a People's Representative on official letterhead alongwith photograph/Valid recent Identity Card issued by a recognised College/University/Aadhaar Card/E-Aadhaar Card with a photograph/ Employee ID/Bar Council Identity card with photograph. Please Note - Ration Card and Learner's Driving License will not be accepted as valid ID proof for this purpose. Staff candidates have to bring RBI Identity Card and its photocopy. Please note that your name (provided by you during the process of registration) as appearing on the Admission Letter should exactly match the name as appearing on the photo identity proof. Female candidates who have changed first/last/middle name post marriage must take special note of this. If there is any mismatch between the name indicated in the Admission Letter and Photo Identity Proof, you will not be allowed to appear for the exam. In case of candidates who have changed their name will be allowed only if they produce Gazette notification/their marriage certificate/affidavit.

- (5) You must scrupulously follow the instructions of the Test Administrator and Board Representative at the examination venue. If you violate the instructions you will be disqualified and will be asked to leave the examination venue.
- (6) Use of books, notebooks, calculators, watch calculators, non-programmable calculators, pagers, mobile phones or any other electronic gadget, etc. is not permitted in this examination. Candidates are advised not to bring any of the banned items including mobile phones/pagers to the venue of examination as safety arrangement cannot be assured. Any candidate found resorting to any unfair means or malpractice or any misconduct while appearing for the examination including giving/receiving help to/from any candidate during the examination will be disqualified. The candidate should be vigilant to ensure that no other candidate is able to copy from his/her answers. **Non-programmable electronic calculator will be made available online on the screen for Manager (Technical – Civil) candidates only.**
- (7) Your responses (answers) will be analysed with other candidates to detect patterns of similarity of right and wrong answers. If in the analytical procedure adopted in this regard, it is inferred/ concluded that the responses have been shared and scores obtained are not genuine/valid, your candidature may be cancelled. Any candidate who is found copying or receiving or giving assistance or engaging in any behaviour unbecoming of a candidate will not be considered for assessment. The Board may take further action against such candidates as deemed fit by it.
- (8) You should bring with you a ball-point pen. A sheet of paper will be provided which can be used for rough work or taking down the question number you would like to review at the end of the test before submitting your answers. After the test is over you MUST hand over this sheet of paper to the Test Administrator before leaving the venue.
- (9) A candidate who is or has been declared by the Board guilty of impersonation or of submitting fabricated document/s which have been tampered with or of making statements which are incorrect or false or of suppressing material information or otherwise resorting to any other irregular or improper means of obtaining admission to examination or of using or attempting to use unfair means in the examination hall or misbehavior in the examination hall may be debarred permanently or for a specified period -
- (i) By the Board from admission to any examination or appearance at any interview held by the Board for selection of the candidates, and
 - (ii) By the Bank from employment under it, and
 - (iii) If already in the service of the Bank, be liable to disciplinary action under the appropriate rules.
- (10) **Note for Person with Benchmark Disability (PWBD):**
- (i) The additional/compensatory time of twenty (20) minutes for every hour of examination may be allowed to only those candidates with disabilities who have physical limitation to write/type including that of speed. However, the additional/compensatory time of twenty (20) minutes for every hour of examination will be allowed to all the Visually Impaired candidates, regardless of whether they opt for scribe or self writing or with the help of assistive devices like magnifier.
 - (ii) The PWBD candidates, who want to use facility of scribe, MUST download and carefully READ the instructions meant for them, which can also be downloaded from RBI website.
 - (iii) These candidates are also required to submit a Joint Undertaking/Declaration form that can be downloaded from RBI website.
 - (iv) All Visually Impaired candidates, will be allowed to use the facility of on screen magnifier.

- (11) The possibility for occurrences of some problem in the administration of the examination cannot be ruled out completely, which may impact test delivery and/or result from being generated. In that event, every effort will be made to rectify such problem, which may include movement of candidates, delay in test. Conduct of re-exam is at the absolute discretion of RBI Services Board or test conducting body. Candidates will not have any claims for a re-test. Candidates not willing to move or not willing to participate in the delayed process of test delivery shall be summarily rejected from the process.
- (12) If the examination is held in more than one session, the scores across various sessions will be equated to adjust for slight differences in difficulty level of different test batteries used across sessions. More than one session are required if the nodes capacity is less or some technical disruption takes place at any centre or for any candidate.
- (13) Please note that a candidate is allowed to appear only once in the online examination. Multiple appearance in online examination will result in cancellation of candidature. In case more than one admission letter has been generated, candidates must appear only once. All other admission letters are to be surrendered.
- (14) Anyone found to be disclosing, publishing, reproducing, transmitting, storing or facilitating transmission and storage of test contents in any form or any information therein in whole or part thereof or by any means verbal or written, electronic or mechanical or taking away the papers supplied in the examination hall or found to be in unauthorised possession of test content is likely to be prosecuted.
- (15) Candidates, other than staff candidates of RBI, should bear their own traveling and other expenses. Staff candidates of RBI may approach their respective offices for instructions in this regard. The Board does not make arrangements for boarding/ lodging of candidates.

5. IMPORTANT POINTS TO REMEMBER

You are advised to bring with you the following:

- (i) Admission Letter with photo affixed thereon and photo ID card in Original and photocopy as mentioned in point 4(4).
- (ii) One ball point pen.

WISH YOU GOOD LUCK