



RESERVE BANK OF INDIA SERVICES BOARD

RECRUITMENT OF OFFICERS IN GRADE 'B' FOR DEPARTMENT OF ECONOMIC AND POLICY RESEARCH (DEPR) AND DEPARTMENT OF STATISTICS AND INFORMATION MANAGEMENT (DSIM) - PANEL YEAR-2024

INFORMATION HANDOUT FOR ONLINE EXAMINATION

PHASE - I

The examination details are as follows :

For Department of Economic and Policy Research (DEPR)

Phase	Name of Paper	Number of Questions	Maximum Marks	Time
Phase-I	Paper – I Objective Type (on Economics)	65 Objective type (4 options) MCQs (30 questions carrying 1 mark, 35 questions carrying 2 marks – Total 100 marks)	100	120 Minutes
	Paper – II Descriptive Type (on English) (To be typed with help of keyboard)	(No. of questions – 4) Paper on English shall be framed in a manner to assess the writing skills including expression and understanding of the topic.	100	120 Minutes
	Total		200	240 Minutes

Note:

1. **Paper-I : Objective Type** - For wrong answers, there will be negative marking. The extent of negative marks will be 1/3 marks for 1 mark questions, 1/2 marks for 2 marks questions.
2. No Mathematical tables, Engineering tables, Calculators or Communication devices (including Cell phones) will be supplied or allowed to be used or even allowed to be kept with the candidates. Violation of this rule may lead to penalties.
3. For Paper-I (Objective type on Economics) - Questions will be set bilingually in Hindi and English. All the questions will have multiple choices. Out of the four answers to a question, only one will be the correct answer.
4. **Paper-II : English (Descriptive Type)** - The paper on English shall be framed in a manner to assess the writing skills including expression and understanding of the topic. The Paper may include Questions on essay writing, précis writing, paragraph writing, formal letter drafting, vocabulary testing exercise and comprehension etc. Candidates will have to type answers with the help of the keyboard of the computer.
5. The Candidates, who secure minimum aggregate marks in Paper-I and Paper-II of Phase – I, as decided by the Board in relation to the number of vacancies, will be shortlisted for Phase -II. This examination will be in two shifts. Candidates are required to appear in both the shifts. **SEPARATE ADMIT CARDS SHOULD BE DOWNLOADED FOR EACH SHIFT FROM THE RBI WEBSITE.** The date, time of paper wise examination/shifts and venue of examinations is indicated in both the Admit Cards.

For Department of Statistics and Information Management (DSIM)

Name of Paper	Number of Questions	Maximum Marks	Time
Paper-I : Objective Type (on Statistics)	20	100	120 Minutes

1. **There will be penalty for wrong answers marked by the candidate. For every wrong answer marked by the candidate, 5/3 of the marks assigned to that question will be deducted as penalty.**
2. Candidates, who secure minimum aggregate marks in Paper-I, as decided by the Board in relation to the number of vacancies, will be shortlisted for Paper-II and Paper-III of the examination.
3. Questions will be set bilingually in Hindi and English.
4. The time for the examination is 120 minutes. All the questions will have multiple choices. Out of the four answers to a question only one will be the correct answer.

Use of non-programmable electronic calculators is permitted for DSIM candidates only. Such calculator will be made available online on the screen for DSIM candidates only.






The time and venue of examination is indicated in the Admit Card, which is to be downloaded by the candidates from RBI website www.rbi.org.in. Roll No. of the shortlisted candidates will be published on the RBI website tentatively within a week after Phase-I examination.

Questions will be set bilingually in Hindi and English (except for Phase-I: Paper-II of DEPR which will be in English). Candidates will have the option to choose questions in Hindi or in English. The option of language is to be chosen in the beginning of the examination. However, as required, you will be able to switch/toggle between the two languages, after choosing the option for the language. Answers to the questions are to be marked by mouse clicking the correct option.

For both DEPR & DSIM

The time for the each examination (DEPR : Paper-I, Paper-II and DSIM : Paper-I) is 120 minutes, however, the candidates may have to be at the venue for approximately 180 minutes including the time required for attendance marking, submission of Admit Card with Photocopy of the Photo Identity proof, logging in, etc.

Online Examination : Operational instructions (Phase-I: Paper-I of DEPR and Phase-I: Paper-I of DSIM)

- (1) The examination would be conducted online i.e. on a computer.
- (2) All questions will be in English and Hindi.
- (3) All the questions will have multiple choices. Out of the four answers to a question, only one will be the correct answer. **The candidate has to select the correct answer and 'mouse click' that alternative which he/ she feels is correct. The alternative/ option that is clicked on will be treated as the answer to that question. Answer to any question will be considered for final evaluation, only when candidates have submitted the answers by clicking on "Save & Next" or "Mark for Review & Next".**
- (4) The clock has been set at the server and the countdown timer at the top right corner of the candidate's screen will display the time remaining for the candidate to complete the exam. When the clock runs out the exam ends by default - the candidate is not required to end or submit his/her exam.
- (5) The question palette at the right of screen shows one of the following statuses of each of the questions numbered:
 -  **You have not visited the question yet.**
 -  **You have not answered the question.**
 -  **You have answered the question.**
 -  **You have NOT answered the question, but have marked the question for review.**
 -  **The question(s) "Answered and Marked for Review" will be considered for evaluation.**

The Marked for Review status simply acts as a reminder that you have set to look at the question again. *If an answer is selected for a question that is Marked for Review, the answer will be considered in the final evaluation.*

- (6) To select a question to answer, you can do one of the following :
- Click on the question number on the question palette at the right of your screen to go to that numbered question directly. Note that using this option **does NOT save your answer** to the current question.
 - Click on **'Save & Next'** to save answer to current question and to go to the next question in sequence.
 - Click on **'Mark for Review and Next'** to save answer to current question, mark it for review, and to go to the next question in sequence.
- (7) To select your answer, click on one of the option-buttons.
- (8) To change your answer, click another desired option-button.
- (9) To save your answer, you **MUST** click on **Save & Next**.
- (10) To deselect a chosen answer, click on the chosen option again or click on the **Clear Response** button.
- (11) To mark a question for review click on **Mark for Review & Next**. *If an answer is selected for a question that is Marked for Review, the answer will be considered in the final evaluation.*
- (12) To change an answer to a question, first select the question and then click on the new answer option followed by a click on the **Save & Next** button.
- (13) Questions that are saved or marked for review after answering will ONLY be considered for evaluation.**
- (14) The candidates are requested to follow the instructions of the "Examination Administrator" carefully. If any candidate does not follow the instructions / rules, it would be treated as a case of misconduct/ adoption of unfair means and such a candidate would be liable for debarment from appearing for examinations for a period as decided by RBISB.
- (15) The candidates may ask the Examination Administrator about their doubts or questions only before the commencement of the examination. No query shall be entertained after the commencement of the examination.
- (16) After the expiry of 120 minutes, the candidates will not be able to attempt any question or check their answers. The answers of the candidate would be saved automatically by the computer system even if he/ she has not clicked the "Submit" button.
- (17) Please note :**
- Candidates will not be allowed to "finally submit" unless they have exhausted the actual examination time.**
 - Under no circumstances should a candidate click on any of the 'keyboard keys' once the exam starts as this will lock the exam.**

Phase-I: Paper-II English (Descriptive Type) – DEPR - Questions will be shown on computer screen and answers will have to be typed using keyboard.

DETAILS ABOUT PHASE-I : PAPER-II ENGLISH (DESCRIPTIVE TYPE) - DEPR

- Separate login is required to take the examination.
- Questions will be displayed on computer monitor.
- Only one question will be displayed at a time.
- The questions will be in English and answers are to be typed in space provided for the same using keyboard in English only.

Please Note : "While typing if you press the 'Space bar' and then press the 'Enter' key, the cursor will not move to next line. However if you press the 'Enter' key immediately after the last word, the cursor will move to the next line. You should also note in case the 'Space bar'/'Enter' key is pressed multiple times in a single instance only a single keystroke (i.e. one space and one enter to the next line) will be taken by the system."

General Instructions :

- (1) Please note the Registration Number, Roll Number, Password, Date, Time and Venue Address of the examination given in the Admit Card.

The mere fact that an Admit Card has been issued to a candidate does not imply that his/her candidature has been finally cleared by the Board or that the entries made by him/her in his/her application for examination have been accepted by the Board as true and correct. It may be noted that the Board will take up the verification of eligible candidates, i.e. age, educational qualification and category (Scheduled Caste / Scheduled Tribe/OBC/PwBD/EWS), etc. with reference to original documents, only at the time of interview of candidates who qualify for interview. The candidates may, therefore, please note that if at any stage, it is found that they do not satisfy the eligibility criteria as given in the advertisement or the information furnished by them in the application is incorrect, their candidature is liable to be cancelled forthwith with such further action as the Board/RBI may like to take. The candidates may please note that the Admit Card does not constitute an offer of employment with RBI.

- (2) **The candidates may visit the venue one day before the Online Examination to confirm the location so that they are able to report on time on the day of the examination.**
- (3) The Admit Card should be brought by the candidate to the examination venue along with his/her recent passport size photograph duly pasted on it. (Preferably the same photograph as was uploaded).
- (4) Please also bring the currently valid Photo Identity proof **in original** and **a photocopy** of the same Photo Identity proof which you bring in original - **THIS IS ESSENTIAL**. **Candidates coming without these documents will not be allowed to take the examination.** The Admit Card along with photocopy of Photo Identity proof duly stapled together are to be handed over to the Invigilator. Currently, valid stipulated Photo Identity proof are PAN Card/Passport/Permanent Driving Licence/Voter's Card with photograph/Bank Passbook with photograph/Photo Identity proof issued by a Gazetted Officer on official letterhead /Photo Identity proof issued by a People's Representative on official letterhead /Valid recent Identity Card issued by a recognised College/University/Aadhaar Card/E-Aadhaar Card with a photograph/ Employee ID/Bar Council Identity card with photograph. **Please Note - Ration Card and Learner's Driving License will NOT be accepted as valid ID proof for this purpose.** Staff candidates should bring the Identity Card issued by RBI. Please note that the candidates's name (provided by you during the process of registration) as appearing on the Admit Card should exactly match the name as appearing on the Photo Identity proof. Female candidates who have changed first/last/middle name post marriage must take special note of this. **If there is any mismatch between the name indicated in the Admit Card and Photo Identity proof, the candidate will not be allowed to appear in the exam.** In case of candidates who have changed their name will be allowed only if they produce Gazette Notification or their Marriage Certificate or Affidavit.
- (5) The candidates must scrupulously follow the instructions of the Examination Administrator and Board Representative at the examination venue. If any candidate violates the instructions, he/she will be disqualified and will be asked to leave the examination venue immediately.
- (6) No use of Mathematical tables, Engineering tables, calculators (separate or with watch), books, note books, written notes, pagers or any similar electronic communication devices, etc. will be allowed during the examination. **Use of non-programmable (Scientific) calculators is permitted for DSIM candidates only. Such calculator will be made available online on the screen for DSIM candidates only.** Candidates are advised not to bring any of the banned items including pagers to the venue of the examination as safety arrangements cannot be assured. Candidates found resorting to any unfair means or malpractice or any misconduct while appearing for the examination including giving/ receiving help to/from any candidate during the examination will be disqualified. The candidates should be vigilant to ensure that no other candidate is able to copy from his/her answers.
- (7) Your responses (answers) will be analysed with other candidates to detect patterns of similarity of right and wrong answers. If in the analytical procedure adopted in this regard, it is inferred/ concluded that the responses have been shared and scores obtained are not genuine/valid, your candidature may be cancelled. Any candidate who is found copying or receiving or giving assistance or engaging in any behaviour unbecoming of a candidate will not be considered for assessment. The Board may take further action against such candidates as deemed fit under the extant Law/s.
- (8) The candidates should bring with them a ballpoint pen (Blue/Black). A sheet of paper will be provided which can be used for rough work or taking down the question number the candidate would like to review at the end of the examination before submitting his/her answers. After the examination is over, the candidates **MUST** handover this sheet of paper, Admit Card along with photocopy of Photo Identity proof to the Invigilator before leaving the venue
- (9) A candidate who is or has been declared by the Board guilty of impersonation or of submitting fabricated document/s which have been tampered with or of making statements which are incorrect or false or of suppressing material information or otherwise resorting to any other irregular or improper means of obtaining admission to

examination or of using or attempting to use unfair means in the examination hall or misbehavior in the examination hall may be debarred permanently or for a specified period -

- (i) By the Board from admission to any examination or appearance at any interview held by the Board for selection of the candidates, and
 - (ii) By the Bank from employment under it, and
 - (iii) If already in the service of the Bank, be liable to disciplinary action under the appropriate rules.
- (10) **Note for Person with Benchmark Disability (PwBD):**
- (i) The compensatory time of **twenty (20) minutes for every hour of examination may be allowed to only those candidates with disabilities who have physical limitation to write/type including that of speed and who use the facility of a scribe. However, the additional/compensatory time of twenty (20) minutes for every hour of examination will be allowed to all the Visually Impaired candidates, regardless of whether they opt for scribe or self writing or with the help of assistive devices like magnifier.**
 - (ii) The PwBD candidates, who want to use facility of scribe, **MUST** download and carefully **READ** the instructions meant for them, which can also be downloaded from the RBI website.
 - (iii) These candidates are also required to submit a Joint Undertaking/Declaration form that can be downloaded from the RBI website.
 - (iv) All Visually Impaired candidates, **will** be allowed to use the facility of on screen magnifier.
- (11) **Note for persons with specified disabilities covered under the definition of Section 2(s) of the RPwD Act, 2016 but not covered under the definition of Section 2(r) of the said Act, i.e. persons having less than 40% disability and having difficulty in writing:**
- (i) The compensatory time of twenty (20) minutes for every hour of examination may be allowed to those candidates with specified disabilities covered under the definition of Section 2(s) of the RPwD Act, 2016 but not covered under the definition of Section 2(r) of the said Act, i.e. persons having less than 40% disability and having difficulty in writing and who are eligible for getting scribe.
 - (ii) Such candidates who want to use facility of scribe, **MUST** download and carefully **READ** the instructions meant for them, which can also be downloaded from the RBI website
 - (iii) These candidates are also required to submit the details of the scribe as per the proforma at Appendix-IX which is given under the detailed notice of the advertisement for the captioned recruitment, available at the Bank's website www.rbi.org.in.
- (12) The possibility for occurrences of some problem in the administration of the examination cannot be ruled out completely, which may impact examination delivery and/or result from being generated. In that event, every effort will be made to rectify such problem, which may include movement of candidates, delay in examination etc. Conduct of re-exam is at the absolute discretion of RBI Services Board or examination conducting body. Candidates will not have any claims for a re-exam. Candidates not willing to move or not willing to participate in the delayed process of examination delivery shall be summarily rejected from the process.
- (13) If the examination is held in more than one session, the scores across various sessions will be equated to adjust for slight differences in difficulty level of different test batteries used across sessions. More than one session are required if the nodes capacity is less or some technical disruption takes place at any centre or for any candidate.
- (14) Anyone found to be disclosing, publishing, reproducing, transmitting, storing or facilitating transmission and storage of examination contents in any form or any information therein in whole or part thereof or by any means verbal or written, electronic or mechanical or taking away the papers supplied in the examination hall or found to be in unauthorised possession of examination content is likely to be prosecuted.
- (15) Candidates, other than staff candidates of RBI, should bear their own traveling and other expenses. Staff candidates of RBI may approach their respective offices for instructions in this regard. The Board does not make any arrangements for boarding/ lodging of candidates.
- (16) Candidates should note and follow scrupulously all the instructions/guidelines mentioned in the detailed advertisement, Information Handout, Admit Card, during online examination and instructions given by the invigilators from time to time. Violations of any of the instructions/guidelines will invite penalties.
- (17) Candidate registration :
- a. Candidate registration will be done through photo capture. Photo captured will be matched with the photo uploaded by the candidates in the application (as printed in the Admit Card). The candidates must not change their appearance from the photo uploaded by them.
 - b. Photograph will be taken while candidate is standing.
 - c. Seat number will be given to the candidate.

- (18) Rough sheet, Admit Card and Photo Identity proof management
- Rough sheet(s) kept at each candidate desk may be used by the candidate, if required
 - Those candidates who avail the services of Scribe should submit Scribe form / Letter off Undertaking along with the Admit Card and copy of Photo Identity proof.
 - Candidate must handover the rough sheets, Admit Card along with photocopy of Photo Identity proof to the Invigilator before leaving the venue.
- (19) Candidates are advised to take note of “The Public Examinations (Prevention of Unfair Means) Act, 2024” and “The Public Examinations (Prevention of Unfair Means) Rules, 2024” .
- (20) Please read instructions related to Social Distancing given on the next page.

INSTRUCTIONS WITH REGARD TO SOCIAL DISTANCING

- Candidate is required to report at the exam venue strictly as per the time slot mentioned in the Admit Card. Latecomers will not be allowed to take the examination. Candidates should report at least 15 minutes before the Reporting time indicated on the Admit Card.
- Mapping of ‘Candidate Roll Number and the Lab Number’ will NOT be displayed outside the exam venue, but the same will be intimated to the candidates individually at the time of entry of the candidate to the exam venue.
- Items permitted into the venue for Candidates
Candidates will be permitted to carry only following items with them into the venue.
 - Mask**
 - Personal hand sanitizer (50 ml)**
 - A simple pen (Blue/Black)**
 - Exam related documents (Admit Card & Photocopy of the Photo Identity proof stapled with it, Photo Identity proof in Original)**
 - Admit Card should be brought with the photocopy of the Photo Identity proof stapled with it. Original Photo Identity proof (same as photocopy) is also to be brought for verification. The name on the Photo Identity proof and on the Admit Card should be exactly the same.**
 - In the case of Scribe Candidates - Scribe form / Letter of Undertaking duly filled and signed.**
No other Items are permitted inside the venue.
- Candidate should not share any of their personal belonging/material with anyone.
- Candidate should maintain safe social distance with one another.
- Candidate should stand in the row as per the instructions provided at venue.
- If a candidate is availing services of a scribe, then scribe also should bring their own Mask.

WISH YOU GOOD LUCK!