

## CURRENT STATISTICS

### Prices

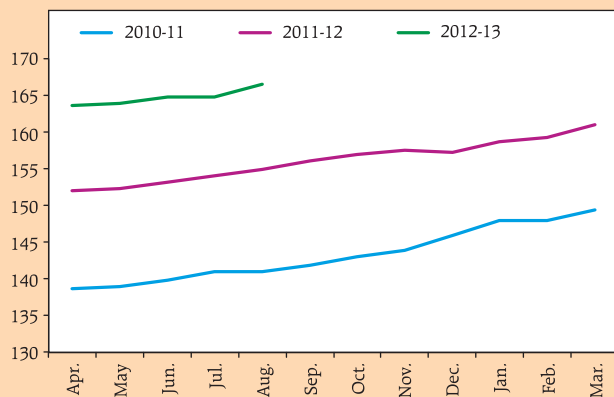
#### No. 38: Index Numbers of Wholesale Prices in India - by Groups and Sub-Groups

(Base: 2004-05=100)

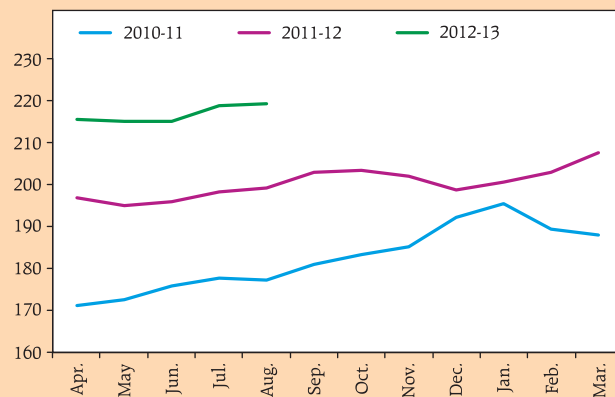
| Commodities / Major Groups /<br>Groups / Sub-Groups | Weight         | 2005-06      | 2010-11      | 2011-12      | 2011         | 2012         |              |              |              |              |              |
|---|----------------|--------------|--------------|--------------|--------------|--------------|--------------|--------------|--------------|--------------|--------------|
|   |                | April-March  |              |              | Aug.         | Mar.         | Apr.         | May          | Jun.         | Jul. (P)     | Aug. (P)     |
|   |                | 1            | 2            | 3            | 4            | 5            | 6            | 7            | 8            | 9            | 10           |
| <b>ALL COMMODITIES</b>                              | <b>100.000</b> | <b>104.5</b> | <b>143.3</b> | <b>156.1</b> | <b>154.9</b> | <b>161.0</b> | <b>163.5</b> | <b>163.9</b> | <b>164.7</b> | <b>164.8</b> | <b>166.6</b> |
| <b>I. PRIMARY ARTICLES</b>                          | <b>20.118</b>  | <b>104.3</b> | <b>182.4</b> | <b>200.3</b> | <b>199.4</b> | <b>207.8</b> | <b>215.6</b> | <b>215.0</b> | <b>215.0</b> | <b>218.8</b> | <b>219.5</b> |
| <b>(A) Food articles</b>                            | <b>14.337</b>  | <b>105.4</b> | <b>179.6</b> | <b>192.7</b> | <b>193.7</b> | <b>197.1</b> | <b>207.2</b> | <b>206.1</b> | <b>209.4</b> | <b>212.2</b> | <b>211.4</b> |
| a. Food Grains<br>(Cereals+Pulses)                  | 4.090          | 107.3        | 174.4        | 180.7        | 180.2        | 185.6        | 188.9        | 190.4        | 193.3        | 200.1        | 207.4        |
| a1. Cereals   | 3.373          | 106.0        | 169.7        | 176.2        | 177.4        | 180.3        | 184.3        | 184.3        | 186.3        | 190.7        | 196.4        |
| a2. Pulses  | 0.717          | 113.3        | 196.9        | 201.8        | 193.1        | 210.3        | 211.0        | 218.6        | 226.1        | 244.2        | 259.5        |
| b. Fruits & Vegetables                              | 3.843          | 108.0        | 172.1        | 183.2        | 191.4        | 182.5        | 215.3        | 208.5        | 212.7        | 211.3        | 201.7        |
| b1. Vegetables                                      | 1.736          | 113.7        | 182.8        | 179.3        | 199.4        | 190.0        | 237.6        | 224.7        | 245.9        | 230.1        | 219.3        |
| b2. Fruits  | 2.107          | 103.3        | 163.2        | 186.4        | 184.9        | 176.4        | 197.0        | 195.1        | 185.3        | 195.7        | 187.0        |
| c. Milk   | 3.238          | 101.0        | 175.9        | 194.0        | 193.1        | 201.3        | 202.9        | 204.1        | 206.0        | 208.9        | 206.0        |
| d. Eggs, Meat & Fish                                | 2.414          | 106.3        | 190.1        | 214.3        | 209.9        | 229.4        | 229.8        | 231.1        | 236.3        | 239.2        | 238.8        |
| e. Condiments & Spices                              | 0.569          | 94.5         | 244.0        | 237.5        | 235.7        | 214.3        | 207.4        | 198.9        | 196.3        | 202.8        | 210.1        |
| f. Other Food Articles                              | 0.183          | 107.8        | 181.9        | 216.5        | 213.9        | 202.3        | 225.4        | 239.2        | 244.0        | 235.3        | 244.4        |
| <b>(B) Non-Food Articles</b>                        | <b>4.258</b>   | <b>96.7</b>  | <b>166.6</b> | <b>182.7</b> | <b>181.8</b> | <b>189.9</b> | <b>194.9</b> | <b>198.8</b> | <b>194.1</b> | <b>199.2</b> | <b>206.8</b> |
| a. Fibres   | 0.877          | 96.4         | 198.4        | 218.4        | 215.5        | 194.7        | 197.2        | 202.1        | 198.9        | 215.7        | 223.1        |
| b. Oil Seeds  | 1.781          | 90.4         | 141.3        | 158.8        | 161.3        | 171.3        | 178.0        | 183.8        | 184.1        | 195.6        | 207.0        |
| c. Other Non-Food Articles                          | 1.386          | 103.9        | 176.7        | 195.3        | 191.5        | 216.6        | 225.2        | 226.6        | 214.1        | 203.9        | 206.6        |
| d. Flowers  | 0.213          | 103.8        | 181.9        | 153.9        | 152.6        | 150.9        | 130.5        | 129.5        | 128.3        | 131.5        | 139.4        |
| <b>(C) Minerals</b>                                 | <b>1.524</b>   | <b>115.2</b> | <b>253.3</b> | <b>320.7</b> | <b>301.9</b> | <b>358.8</b> | <b>351.9</b> | <b>344.4</b> | <b>326.6</b> | <b>335.8</b> | <b>331.3</b> |
| a. Metallic Minerals                                | 0.489          | 127.9        | 373.8        | 411.5        | 391.7        | 446.9        | 430.1        | 434.3        | 442.2        | 439.2        | 441.7        |
| b. Other Minerals                                   | 0.135          | 104.8        | 153.4        | 165.9        | 165.5        | 173.0        | 174.2        | 183.7        | 195.1        | 188.5        | 195.6        |
| c. Crude Petroleum                                  | 0.900          | 109.8        | 202.8        | 294.5        | 273.6        | 338.7        | 335.9        | 319.6        | 283.6        | 301.6        | 291.7        |
| <b>II. FUEL &amp; POWER</b>                         | <b>14.910</b>  | <b>113.6</b> | <b>148.3</b> | <b>169.0</b> | <b>167.1</b> | <b>177.8</b> | <b>178.8</b> | <b>178.9</b> | <b>181.1</b> | <b>175.5</b> | <b>181.0</b> |
| a. Coal   | 2.094          | 117.6        | 165.3        | 191.0        | 184.6        | 210.3        | 210.3        | 210.3        | 210.3        | 210.3        | 210.3        |
| b. Mineral Oils                                     | 9.364          | 116.7        | 157.5        | 184.0        | 183.2        | 192.9        | 194.5        | 194.6        | 192.6        | 189.2        | 192.3        |
| c. Electricity                                      | 3.452          | 102.6        | 113.2        | 115.0        | 112.5        | 117.0        | 117.0        | 117.0        | 132.4        | 117.0        | 132.4        |

See 'Notes on Tables'.

Monthly Movement of the Index of  
WPI-All Commodities



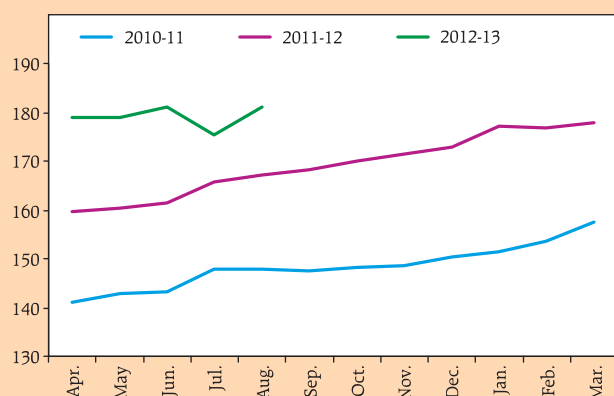
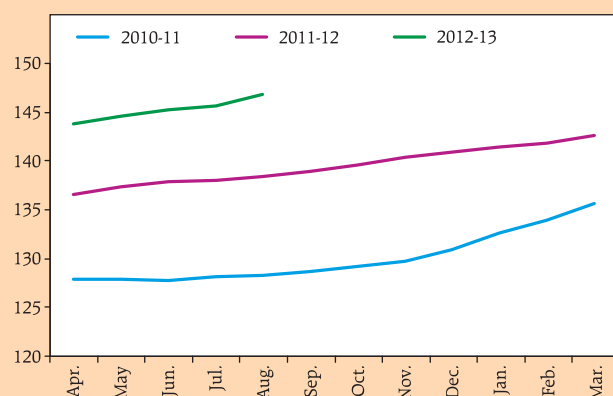
Monthly Movement in the Index of  
WPI-Primary Articles



**No. 38: Index Numbers of Wholesale Prices in India - by Groups and Sub-Groups (Contd.)**

(Base: 2004-05=100)

| Commodities / Major Groups /<br>Groups / Sub-Groups      | Weight        | 2005-06      | 2010-11      | 2011-12      | 2011         | 2012         |              |              |              |              |              |          |
|--|---------------|--------------|--------------|--------------|--------------|--------------|--------------|--------------|--------------|--------------|--------------|----------|
|  |               | April-March  |              |              |              | Aug.         | Mar.         | Apr.         | May          | Jun.         | Jul. (P)     | Aug. (P) |
|  |               | 1            | 2            | 3            | 4            | 5            | 6            | 7            | 8            | 9            | 10           | 11       |
| <b>III. MANUFACTURED PRODUCTS</b>                        | <b>64.972</b> | <b>102.4</b> | <b>130.1</b> | <b>139.5</b> | <b>138.4</b> | <b>142.6</b> | <b>143.8</b> | <b>144.6</b> | <b>145.3</b> | <b>145.7</b> | <b>146.9</b> |          |
| <b>(A) Food Products</b>                                 | <b>9.974</b>  | <b>101.2</b> | <b>141.2</b> | <b>151.2</b> | <b>150.9</b> | <b>154.1</b> | <b>155.5</b> | <b>156.9</b> | <b>157.6</b> | <b>159.7</b> | <b>164.5</b> |          |
| a. Dairy Products  | 0.568         | 99.5         | 152.1        | 171.6        | 168.6        | 178.1        | 177.1        | 175.3        | 175.7        | 176.0        | 176.7        |          |
| b. Canning, Preserving &<br>Processing of Food           | 0.358         | 101.7        | 127.2        | 139.6        | 140.2        | 143.7        | 142.4        | 144.1        | 143.6        | 143.1        | 144.5        |          |
| c. Grain Mill Products                                   | 1.340         | 104.8        | 145.8        | 146.2        | 146.0        | 146.9        | 146.7        | 145.4        | 145.4        | 145.5        | 150.0        |          |
| d. Bakery Products                                       | 0.444         | 101.3        | 126.3        | 127.2        | 126.3        | 128.3        | 128.3        | 128.1        | 128.1        | 127.9        | 129.1        |          |
| e. Sugar, Khandsari & Gur                                | 2.089         | 108.8        | 160.5        | 167.7        | 166.1        | 169.1        | 170.5        | 172.8        | 173.7        | 178.4        | 191.2        |          |
| f. Edible Oils   | 3.043         | 94.1         | 120.6        | 135.7        | 135.6        | 141.6        | 144.2        | 145.8        | 146.1        | 147.5        | 149.8        |          |
| g. Oil Cakes   | 0.494         | 97.7         | 168.6        | 175.3        | 176.2        | 179.7        | 186.1        | 190.0        | 194.9        | 208.6        | 221.6        |          |
| h. Tea & Coffee Processing                               | 0.711         | 99.4         | 149.8        | 156.6        | 158.0        | 152.0        | 154.7        | 158.6        | 160.9        | 159.3        | 159.4        |          |
| i. Manufacture of Salt                                   | 0.048         | 104.4        | 174.8        | 176.2        | 172.3        | 181.8        | 181.8        | 181.8        | 181.8        | 181.8        | 181.8        |          |
| j. Other Food Products                                   | 0.879         | 106.5        | 141.2        | 157.4        | 159.0        | 160.1        | 159.2        | 161.7        | 162.1        | 162.3        | 163.3        |          |
| <b>(B) Beverages, Tobacco &amp;<br/>Tobacco Products</b> | <b>1.762</b>  | <b>104.7</b> | <b>146.2</b> | <b>163.3</b> | <b>163.8</b> | <b>168.3</b> | <b>169.7</b> | <b>170.7</b> | <b>171.3</b> | <b>171.6</b> | <b>171.6</b> |          |
| a. Wine Industries                                       | 0.385         | 105.8        | 118.3        | 122.6        | 121.8        | 123.6        | 123.6        | 123.6        | 123.8        | 123.7        | 124.3        |          |
| b. Malt Liquor   | 0.153         | 108.8        | 164.3        | 170.0        | 170.0        | 170.2        | 170.2        | 171.8        | 171.6        | 171.8        | 171.1        |          |
| c. Soft Drinks &<br>Carbonated Water                     | 0.241         | 111.5        | 144.1        | 148.5        | 146.8        | 151.8        | 150.3        | 151.0        | 150.5        | 150.7        | 150.5        |          |
| d. Manufacture of Bidi,<br>Cigarettes, Tobacco & Zarda   | 0.983         | 101.9        | 154.8        | 181.8        | 183.5        | 189.6        | 192.5        | 193.8        | 194.9        | 195.4        | 195.4        |          |
| <b>(C) Textiles</b>                                      | <b>7.326</b>  | <b>98.9</b>  | <b>119.6</b> | <b>128.5</b> | <b>126.6</b> | <b>127.9</b> | <b>128.7</b> | <b>129.9</b> | <b>130.2</b> | <b>130.1</b> | <b>130.4</b> |          |
| a. Cotton Textiles                                       | 2.605         | 97.1         | 129.2        | 143.8        | 139.6        | 141.3        | 142.5        | 144.2        | 145.0        | 145.1        | 145.8        |          |
| a1. Cotton Yarn  | 1.377         | 95.2         | 141.8        | 154.7        | 146.9        | 150.1        | 151.7        | 154.4        | 155.5        | 155.8        | 156.4        |          |
| a2. Cotton Fabric  | 1.228         | 99.2         | 115.1        | 131.6        | 131.3        | 131.4        | 132.2        | 132.8        | 133.2        | 133.1        | 133.7        |          |
| b. Man-Made Textiles                                     | 2.206         | 98.4         | 113.6        | 120.0        | 118.5        | 120.1        | 120.6        | 121.2        | 121.6        | 121.4        | 122.8        |          |
| b1. Man-Made Fibre                                       | 1.672         | 97.7         | 114.4        | 120.1        | 118.1        | 119.8        | 120.3        | 120.8        | 121.3        | 121.0        | 122.7        |          |
| b2. Man-Made Fabric                                      | 0.533         | 100.5        | 111.0        | 119.7        | 119.7        | 121.2        | 121.4        | 122.3        | 122.6        | 122.8        | 123.2        |          |
| c. Woollen Textiles                                      | 0.294         | 102.2        | 118.3        | 132.6        | 135.4        | 134.7        | 135.3        | 136.7        | 138.2        | 141.4        | 142.0        |          |
| d. Jute, Hemp & Mesta Textiles                           | 0.261         | 111.6        | 164.9        | 176.3        | 177.3        | 171.3        | 173.9        | 174.5        | 174.7        | 175.3        | 175.0        |          |
| e. Other Misc. Textiles                                  | 1.960         | 99.9         | 107.8        | 110.9        | 110.5        | 111.9        | 112.6        | 113.8        | 113.3        | 112.5        | 111.1        |          |

**Monthly Movement of the Index of  
WPI-Fuel & Power****Monthly Movement in the Index of  
WPI-Manufactured Products**

## CURRENT STATISTICS

### Prices

#### No. 38: Index Numbers of Wholesale Prices in India - by Groups and Sub-Groups (Contd.)

(Base: 2004-05=100)

| Commodities/Major Groups/Groups/<br>Sub-Groups | Weight        | 2005-06      | 2010-11      | 2011-12      | 2011         | 2012         |              |              |              |              |              |
|--|---------------|--------------|--------------|--------------|--------------|--------------|--------------|--------------|--------------|--------------|--------------|
|  |               | April-March  |              |              | Aug.         | Mar.         | Apr.         | May          | Jun.         | Jul. (P)     | Aug. (P)     |
|  |               | 1            | 2            | 3            | 4            | 5            | 6            | 7            | 8            | 9            | 10           |
| <b>(D) Wood &amp; Wood Products</b>            | <b>0.587</b>  | <b>105.7</b> | <b>149.0</b> | <b>161.0</b> | <b>160.9</b> | <b>164.8</b> | <b>166.1</b> | <b>166.5</b> | <b>167.8</b> | <b>169.1</b> | <b>169.6</b> |
| a. Timber/Wooden Planks                        | 0.181         | 103.0        | 132.0        | 136.0        | 134.6        | 138.3        | 138.3        | 138.7        | 139.1        | 140.4        | 140.8        |
| b. Processed Wood                              | 0.128         | 105.3        | 153.1        | 170.8        | 170.8        | 174.7        | 175.2        | 175.2        | 176.0        | 177.0        | 179.1        |
| c. Plywood & Fibre Board                       | 0.241         | 108.4        | 164.2        | 179.3        | 180.2        | 184.1        | 186.3        | 187.0        | 189.7        | 190.4        | 189.9        |
| d. Others                                      | 0.038         | 103.2        | 119.1        | 131.5        | 130.8        | 134.6        | 140.0        | 140.1        | 138.7        | 143.5        | 146.5        |
| <b>(E) Paper &amp; Paper Products</b>          | <b>2.034</b>  | <b>103.6</b> | <b>125.2</b> | <b>131.9</b> | <b>131.7</b> | <b>132.7</b> | <b>133.8</b> | <b>134.2</b> | <b>134.5</b> | <b>134.5</b> | <b>135.2</b> |
| a. Paper & Pulp                                | 1.019         | 103.2        | 125.1        | 133.0        | 133.4        | 133.0        | 133.8        | 134.3        | 134.5        | 134.8        | 134.6        |
| b. Manufacture of boards                       | 0.550         | 101.6        | 122.7        | 124.9        | 125.2        | 124.9        | 126.1        | 126.2        | 126.2        | 125.7        | 127.5        |
| c. Printing & Publishing                       | 0.465         | 107.0        | 128.2        | 137.9        | 135.8        | 141.2        | 142.7        | 143.5        | 144.3        | 144.5        | 145.6        |
| <b>(F) Leather &amp; Leather Products</b>      | <b>0.835</b>  | <b>104.3</b> | <b>127.1</b> | <b>130.0</b> | <b>129.6</b> | <b>131.7</b> | <b>132.1</b> | <b>132.8</b> | <b>133.0</b> | <b>133.7</b> | <b>134.2</b> |
| a. Leathers                                    | 0.223         | 99.8         | 120.0        | 110.9        | 108.8        | 111.1        | 111.5        | 111.3        | 110.1        | 112.0        | 112.9        |
| b. Leather Footwear                            | 0.409         | 107.8        | 135.5        | 143.8        | 144.3        | 146.0        | 146.8        | 148.2        | 149.8        | 149.9        | 150.5        |
| c. Other Leather Products                      | 0.203         | 102.1        | 118.0        | 123.2        | 122.6        | 125.4        | 125.0        | 125.5        | 124.5        | 124.9        | 124.9        |
| <b>(G) Rubber &amp; Plastic Products</b>       | <b>2.987</b>  | <b>101.9</b> | <b>126.1</b> | <b>133.6</b> | <b>133.6</b> | <b>134.6</b> | <b>135.1</b> | <b>135.8</b> | <b>135.9</b> | <b>135.9</b> | <b>136.9</b> |
| a. Tyres & Tubes                               | 0.541         | 103.2        | 146.5        | 161.2        | 161.3        | 162.4        | 162.6        | 162.9        | 162.8        | 162.8        | 163.0        |
| a1. Tyres                                      | 0.488         | 103.1        | 146.0        | 160.9        | 161.0        | 162.2        | 162.4        | 162.7        | 162.6        | 162.6        | 162.8        |
| a2. Tubes                                      | 0.053         | 104.3        | 151.6        | 163.0        | 163.8        | 164.3        | 164.8        | 164.9        | 164.9        | 164.9        | 164.9        |
| b. Plastic Products                            | 1.861         | 101.1        | 119.1        | 122.5        | 122.6        | 123.1        | 123.8        | 124.8        | 125.0        | 125.1        | 126.2        |
| c. Rubber Products                             | 0.584         | 103.2        | 129.5        | 143.6        | 142.5        | 145.3        | 145.6        | 145.7        | 146.0        | 145.6        | 146.8        |
| <b>(H) Chemicals &amp; Chemical Products</b>   | <b>12.018</b> | <b>103.8</b> | <b>124.0</b> | <b>134.7</b> | <b>133.0</b> | <b>139.2</b> | <b>140.3</b> | <b>141.4</b> | <b>141.9</b> | <b>142.3</b> | <b>143.2</b> |
| a. Basic Inorganic Chemicals                   | 1.187         | 106.4        | 126.3        | 138.2        | 137.9        | 141.0        | 143.0        | 144.2        | 146.0        | 146.0        | 146.9        |
| b. Basic Organic Chemicals                     | 1.952         | 103.6        | 124.4        | 135.0        | 134.8        | 139.4        | 139.6        | 140.2        | 139.4        | 138.8        | 139.9        |
| c. Fertilisers & Pesticides                    | 3.145         | 102.2        | 116.3        | 129.8        | 125.8        | 137.3        | 138.7        | 138.8        | 140.2        | 142.8        | 144.6        |
| c1. Fertilisers                                | 2.661         | 102.2        | 116.8        | 132.6        | 127.9        | 141.1        | 142.3        | 142.4        | 144.3        | 146.7        | 148.9        |
| c2. Pesticides                                 | 0.483         | 102.2        | 113.6        | 114.9        | 114.6        | 116.2        | 118.9        | 118.7        | 117.9        | 121.2        | 120.7        |
| d. Paints, Varnishes & Lacquers                | 0.529         | 104.3        | 122.6        | 128.5        | 125.6        | 137.7        | 139.6        | 141.3        | 143.4        | 143.4        | 144.3        |
| e. Dyestuffs & Indigo                          | 0.563         | 102.3        | 116.3        | 122.5        | 124.0        | 124.4        | 124.5        | 125.8        | 126.8        | 126.6        | 127.2        |
| f. Drugs & Medicines                           | 0.456         | 101.3        | 115.4        | 119.6        | 118.8        | 121.4        | 122.5        | 122.9        | 123.5        | 123.6        | 124.0        |
| g. Perfumes, Cosmetics, Toiletries etc.        | 1.130         | 104.5        | 138.5        | 145.3        | 144.9        | 148.3        | 149.8        | 150.3        | 150.7        | 152.0        | 152.3        |
| h. Turpentine, Plastic Chemicals               | 0.586         | 109.6        | 123.4        | 136.1        | 134.9        | 138.5        | 138.8        | 140.1        | 139.1        | 138.2        | 138.6        |
| i. Polymers including<br>Synthetic Rubber      | 0.970         | 103.0        | 123.4        | 130.4        | 129.1        | 132.6        | 134.7        | 137.9        | 136.1        | 134.4        | 134.2        |
| j. Petrochemical Intermediates                 | 0.869         | 105.1        | 137.4        | 156.2        | 153.1        | 159.3        | 161.3        | 163.2        | 163.6        | 161.8        | 162.0        |
| k. Matches, Explosives & other Chemicals       | 0.629         | 102.7        | 128.7        | 135.5        | 135.0        | 138.0        | 138.4        | 140.9        | 142.0        | 142.4        | 142.8        |

**No. 38: Index Numbers of Wholesale Prices in India - by Groups and Sub-Groups (Concl.)**

(Base: 2004-05=100)

| Commodities/Major Groups/Groups/<br>Sub-Groups       | Weight        | 2005-06      | 2010-11      | 2011-12      | 2011         | 2012         |              |              |              |              |              |
|--|---------------|--------------|--------------|--------------|--------------|--------------|--------------|--------------|--------------|--------------|--------------|
|  |               | April-March  |              |              | Aug.         | Mar.         | Apr.         | May          | Jun.         | Jul. (P)     | Aug. (P)     |
|  |               | 1            | 2            | 3            | 4            | 5            | 6            | 7            | 8            | 9            | 10           |
| <b>(I) Non-Metallic Mineral Products</b>             | <b>2.556</b>  | <b>103.4</b> | <b>144.6</b> | <b>152.9</b> | <b>149.6</b> | <b>158.2</b> | <b>159.7</b> | <b>159.9</b> | <b>161.3</b> | <b>162.4</b> | <b>164.2</b> |
| a. Structural Clay Products                          | 0.658         | 105.0        | 142.2        | 155.3        | 153.9        | 160.6        | 161.8        | 162.1        | 161.9        | 162.1        | 162.3        |
| b. Glass, Earthenware, Chinaware & their Products    | 0.256         | 104.2        | 120.8        | 127.0        | 126.8        | 128.3        | 129.2        | 129.2        | 129.4        | 130.2        | 130.1        |
| c. Cement & Lime                                     | 1.386         | 102.3        | 150.8        | 157.0        | 151.9        | 163.1        | 164.9        | 164.9        | 167.5        | 169.4        | 172.2        |
| d. Cement, Slate & Graphite Products                 | 0.256         | 104.3        | 141.0        | 150.8        | 149.2        | 155.3        | 156.4        | 157.8        | 158.4        | 158.2        | 160.0        |
| <b>(J) Basic Metals, Alloys &amp; Metal Products</b> | <b>10.748</b> | <b>102.2</b> | <b>140.7</b> | <b>156.3</b> | <b>154.1</b> | <b>163.3</b> | <b>165.9</b> | <b>166.3</b> | <b>166.8</b> | <b>166.4</b> | <b>166.6</b> |
| a. Ferrous Metals                                    | 8.064         | 100.1        | 133.8        | 147.7        | 145.1        | 154.8        | 157.9        | 157.9        | 157.9        | 157.6        | 157.1        |
| a1. Iron & Semis                                     | 1.563         | 97.9         | 127.9        | 152.7        | 150.3        | 165.0        | 168.0        | 167.3        | 167.1        | 165.6        | 163.0        |
| a2. Steel: Long                                      | 1.630         | 100.9        | 139.5        | 158.5        | 155.9        | 166.6        | 172.7        | 171.9        | 171.9        | 171.3        | 171.0        |
| a3. Steel: Flat                                      | 2.611         | 99.0         | 135.1        | 146.0        | 142.3        | 151.5        | 154.6        | 154.7        | 154.5        | 154.5        | 154.3        |
| a4. Steel: Pipes & Tubes                             | 0.314         | 97.8         | 118.3        | 125.2        | 126.1        | 127.2        | 126.0        | 129.8        | 128.9        | 127.6        | 129.2        |
| a5. Stainless Steel & alloys                         | 0.938         | 106.2        | 142.8        | 145.9        | 143.8        | 152.9        | 154.9        | 155.7        | 156.0        | 157.3        | 157.2        |
| a6. Castings & Forgings                              | 0.871         | 103.8        | 123.4        | 133.5        | 132.5        | 137.2        | 137.8        | 138.0        | 138.5        | 138.6        | 139.1        |
| a7. Ferro alloys                                     | 0.137         | 79.9         | 148.1        | 146.8        | 144.9        | 148.8        | 151.7        | 152.1        | 153.2        | 151.7        | 153.8        |
| b. Non-Ferrous Metals                                | 1.004         | 111.9        | 153.5        | 157.1        | 157.4        | 158.2        | 158.7        | 159.6        | 159.9        | 160.1        | 160.6        |
| b1. Aluminium  | 0.489         | 108.3        | 126.3        | 128.1        | 127.0        | 130.2        | 130.4        | 131.8        | 132.9        | 133.1        | 133.8        |
| b2. Other Non-Ferrous Metals                         | 0.515         | 115.2        | 179.3        | 184.7        | 186.2        | 184.8        | 185.6        | 186.0        | 185.7        | 185.8        | 186.0        |
| c. Metal Products                                    | 1.680         | 106.6        | 166.5        | 197.2        | 195.1        | 207.2        | 208.8        | 210.2        | 214.0        | 212.8        | 216.0        |
| <b>(K) Machinery &amp; Machine Tools</b>             | <b>8.931</b>  | <b>103.6</b> | <b>121.3</b> | <b>125.1</b> | <b>124.6</b> | <b>126.4</b> | <b>126.4</b> | <b>127.0</b> | <b>127.7</b> | <b>127.9</b> | <b>128.1</b> |
| a. Agricultural Machinery & Implements               | 0.139         | 106.4        | 133.7        | 133.9        | 133.3        | 135.1        | 135.6        | 136.3        | 136.4        | 137.2        | 137.5        |
| b. Industrial Machinery                              | 1.838         | 108.2        | 139.0        | 142.3        | 142.0        | 144.2        | 144.5        | 144.8        | 145.4        | 145.6        | 145.8        |
| c. Construction Machinery                            | 0.045         | 106.4        | 131.7        | 131.7        | 131.8        | 131.9        | 132.5        | 134.4        | 135.9        | 135.4        | 130.9        |
| d. Machine Tools                                     | 0.367         | 105.8        | 135.9        | 145.0        | 142.9        | 145.8        | 145.9        | 150.2        | 152.5        | 152.7        | 152.9        |
| e. Air Conditioner & Refrigerators                   | 0.429         | 96.8         | 110.9        | 109.8        | 110.8        | 110.1        | 110.2        | 110.2        | 111.2        | 111.8        | 112.6        |
| f. Non-Electrical Machinery                          | 1.026         | 104.6        | 118.4        | 121.6        | 120.7        | 122.8        | 122.1        | 122.6        | 122.6        | 122.9        | 122.5        |
| g. Electrical Machinery, Equipment & Batteries       | 2.343         | 103.1        | 123.9        | 129.7        | 129.2        | 130.9        | 130.7        | 131.2        | 132.2        | 132.7        | 132.9        |
| h. Electrical Accessories, Wires, Cables etc.        | 1.063         | 108.4        | 133.5        | 138.0        | 137.6        | 140.0        | 140.4        | 141.2        | 143.2        | 142.2        | 143.7        |
| i. Electrical Apparatus & Appliances                 | 0.337         | 103.0        | 111.2        | 116.3        | 116.3        | 116.8        | 117.1        | 117.1        | 117.1        | 116.4        | 118.2        |
| j. Electronics Items                                 | 0.961         | 94.9         | 84.5         | 84.8         | 84.2         | 85.7         | 85.9         | 86.0         | 86.1         | 86.2         | 85.9         |
| k. IT Hardware                                       | 0.267         | 93.7         | 87.0         | 88.5         | 89.1         | 89.1         | 89.1         | 89.2         | 89.2         | 89.2         | 89.2         |
| l. Communication Equipments                          | 0.118         | 96.3         | 92.0         | 94.2         | 94.2         | 95.1         | 95.1         | 95.1         | 95.1         | 95.1         | 95.1         |
| <b>(L) Transport, Equipment &amp; Parts</b>          | <b>5.213</b>  | <b>102.7</b> | <b>120.3</b> | <b>124.6</b> | <b>124.6</b> | <b>126.4</b> | <b>126.8</b> | <b>127.3</b> | <b>128.2</b> | <b>128.5</b> | <b>129.3</b> |
| a. Automotives                                       | 4.231         | 102.2        | 120.0        | 123.8        | 123.9        | 125.6        | 126.0        | 126.3        | 127.2        | 127.6        | 128.4        |
| b. Auto Parts  | 0.804         | 103.8        | 120.1        | 125.3        | 124.8        | 127.0        | 127.8        | 128.5        | 129.5        | 129.7        | 130.1        |
| c. Other Transport Equipments                        | 0.178         | 109.1        | 129.5        | 140.3        | 140.0        | 142.9        | 143.3        | 144.9        | 145.7        | 146.0        | 147.0        |

Source: Office of the Economic Adviser, Ministry of Commerce &amp; Industry, Government of India.